

EE 205

Signals and

Systems

Lecture 1

Basic Continuous-Time

Signals

ANALOG SIGNALS $x(t)$

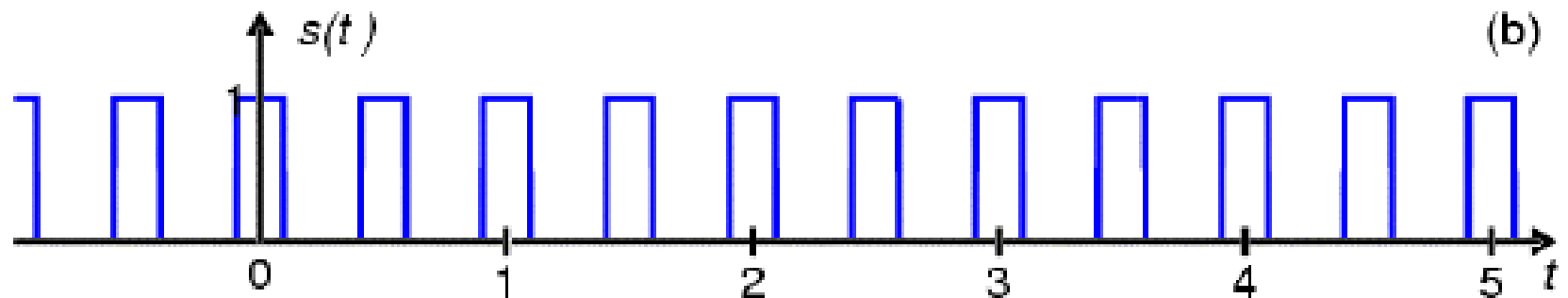
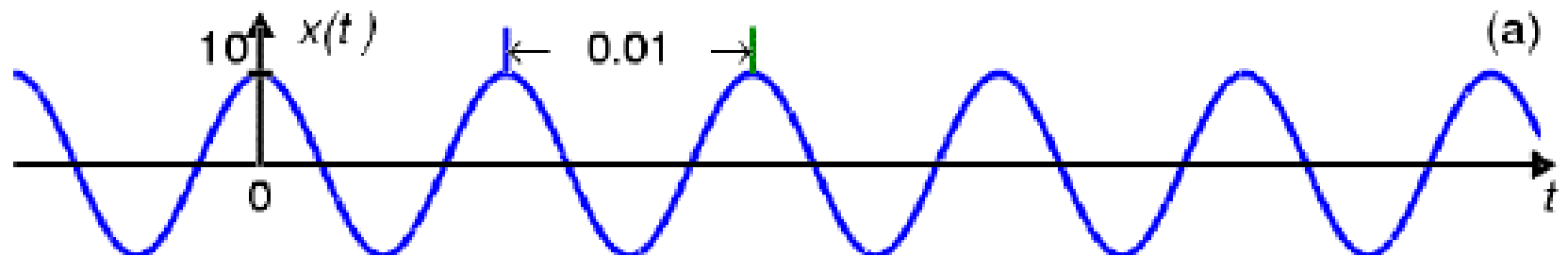
- INFINITE LENGTH
 - SINUSOIDS: $\sin(\omega t)$ ($t = \text{time in secs}$)
 - PERIODIC SIGNALS
 - ONE-SIDED, e.g., for $t > 0$
 - UNIT STEP: $u(t)$
- FINITE LENGTH
 - SQUARE PULSE
- IMPULSE SIGNAL: $\delta(t)$

- DISCRETE-TIME: $x[n]$ is list of numbers

CT Signals: PERIODIC

$$x(t) = 10 \cos(200\pi t)$$

Sinusoidal signal



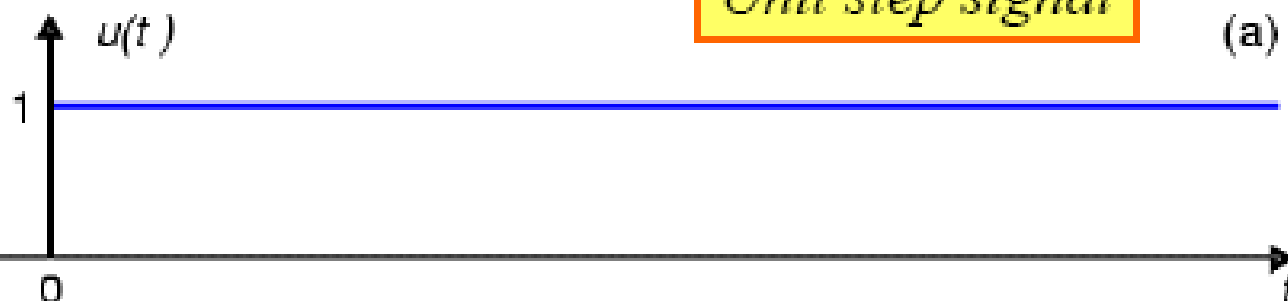
INFINITE DURATION

Square Wave

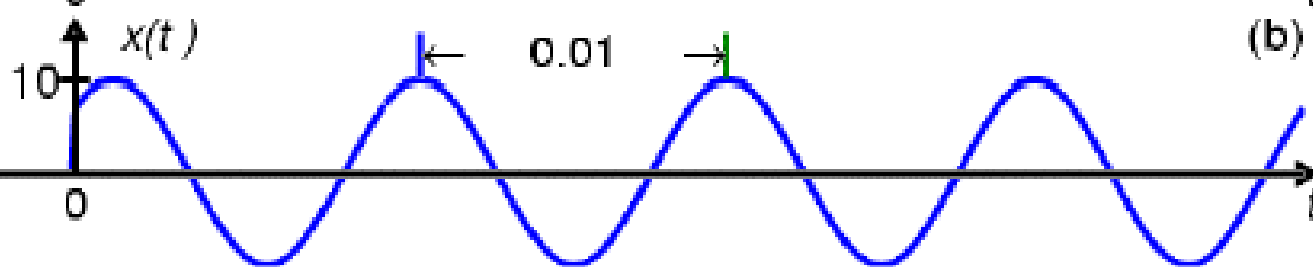
CT Signals: ONE-SIDED

$$u(t) = \begin{cases} 1 & t > 0 \\ 0 & t < 0 \end{cases}$$

Unit step signal

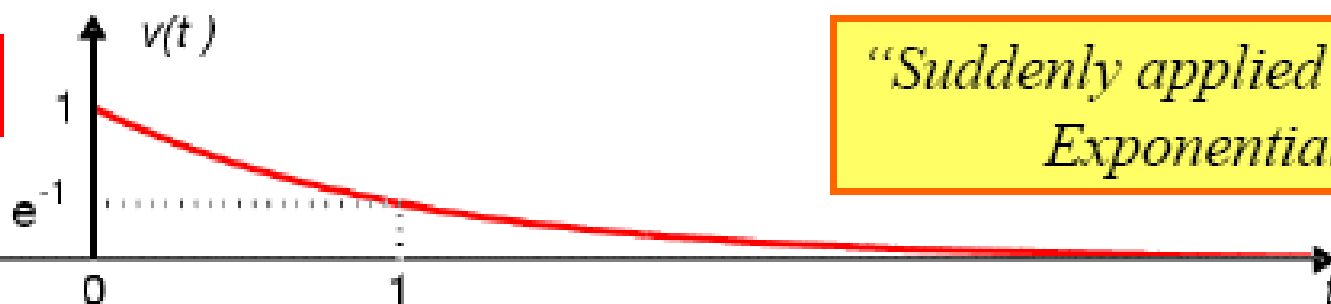


One-Sided Sinusoid



$$v(t) = e^{-t} u(t)$$

*"Suddenly applied"
Exponential*



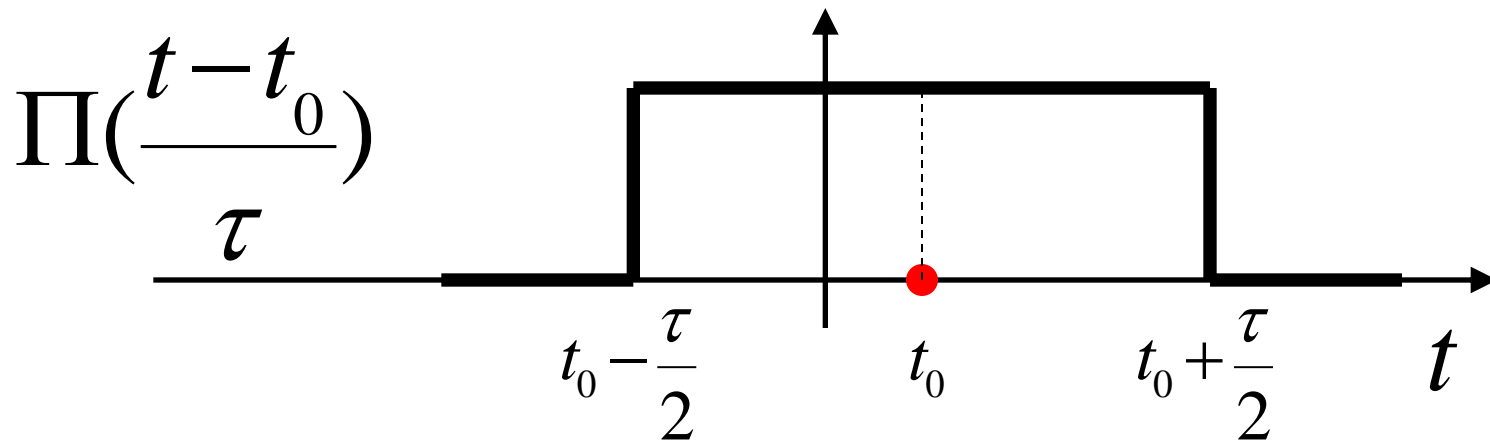
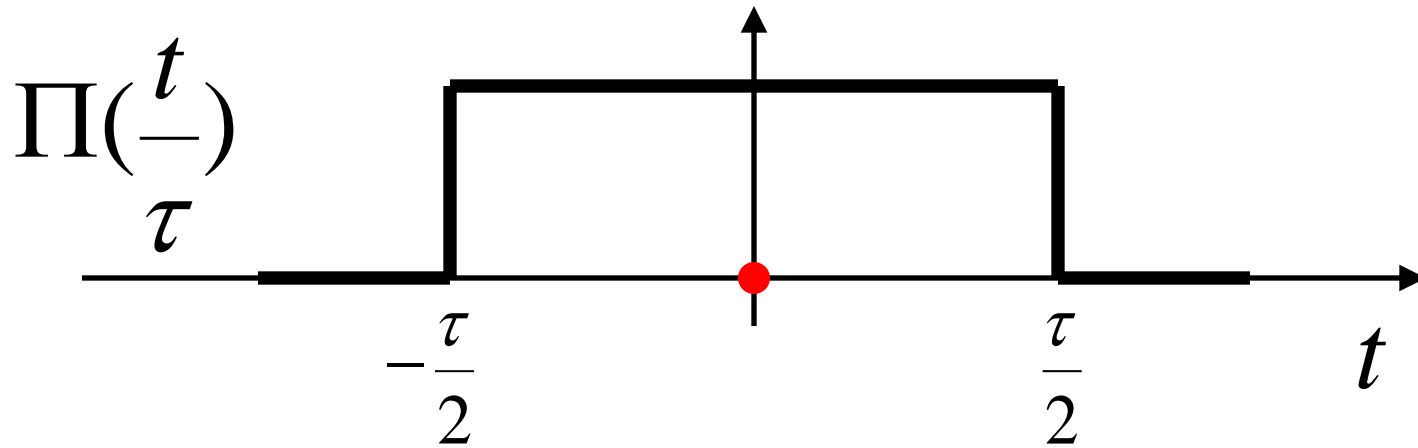
CT Signals: Rectangular Pulse

- Centered rectangular (square) pulse with time duration τ

$$p(t) = u\left(t + \frac{\tau}{2}\right) - u\left(t - \frac{\tau}{2}\right) \equiv \Pi\left(\frac{t}{\tau}\right)$$

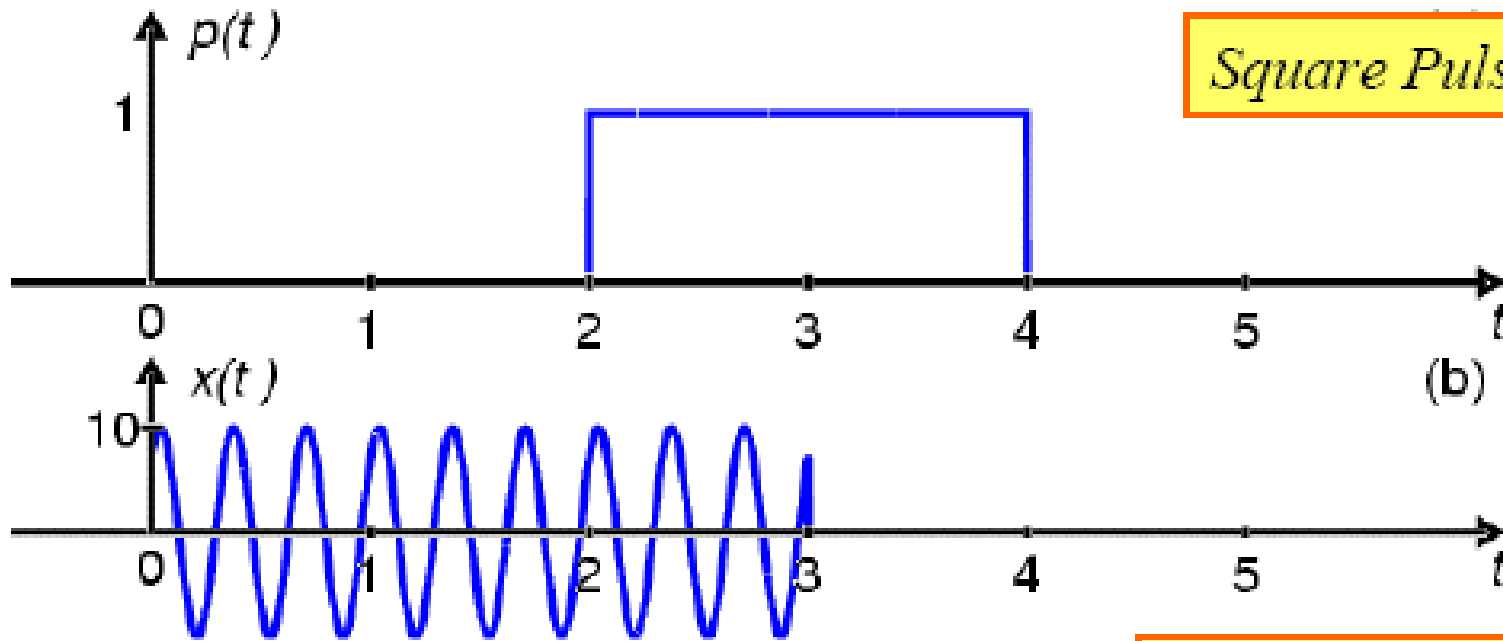
- General rectangular pulse centered at t_0

$$p(t) = u\left(t - t_0 + \frac{\tau}{2}\right) - u\left(t - t_0 - \frac{\tau}{2}\right) = \Pi\left(\frac{t - t_0}{\tau}\right)$$



CT Signals: FINITE LENGTH

$$p(t) = u(t - 2) - u(t - 4)$$



Square Pulse signal

(b)

$$x(t) = \cos(\omega t + \theta) [u(t) - u(t - 3)]$$

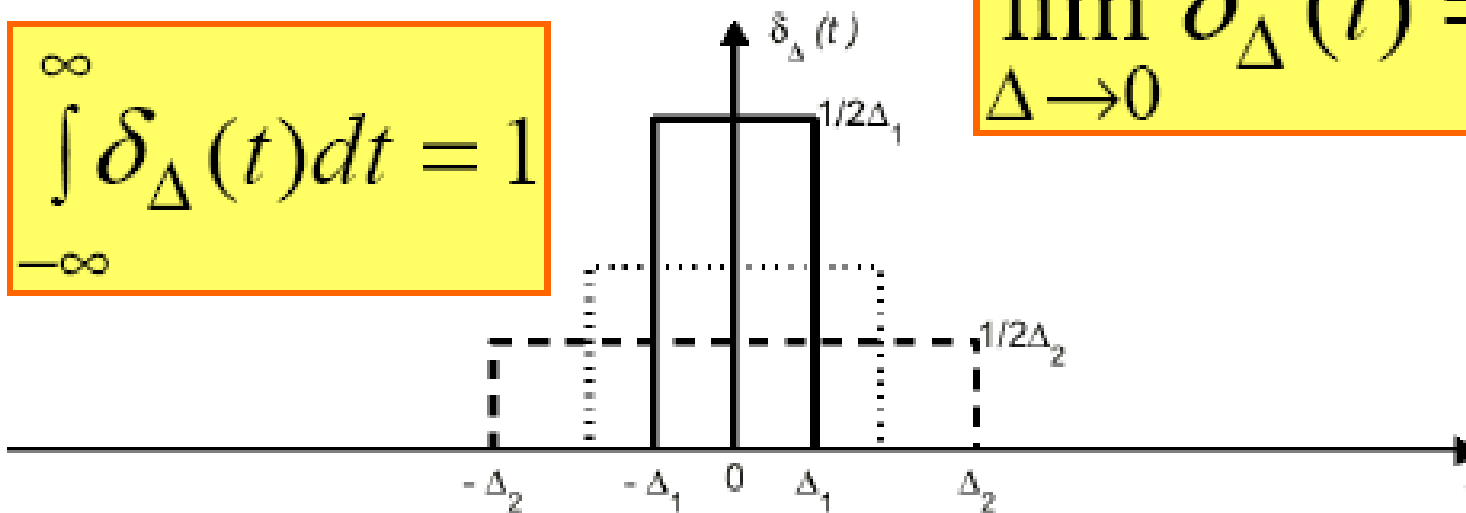
*Sinusoid multiplied
by a square pulse*

What is an Impulse?

- A signal that is concentrated at one point.

$$\int_{-\infty}^{\infty} \delta_{\Delta}(t) dt = 1$$

$$\lim_{\Delta \rightarrow 0} \delta_{\Delta}(t) = \delta(t)$$



Defining the Impulse

- Assume the properties apply to the limit:

$$\lim_{\Delta \rightarrow 0} \delta_{\Delta}(t) = \delta(t)$$

- One “**INTUITIVE**” definition is:

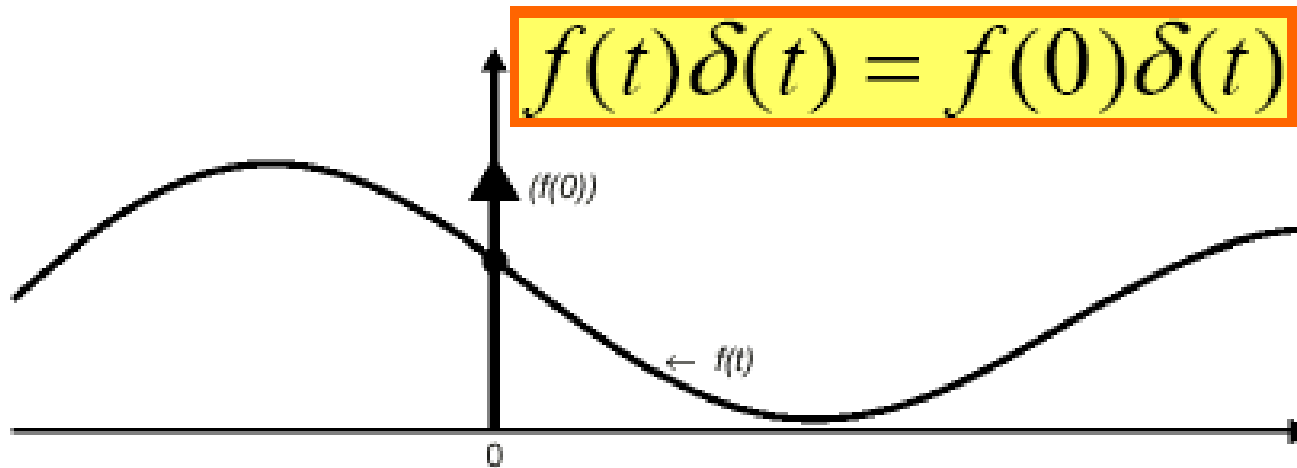
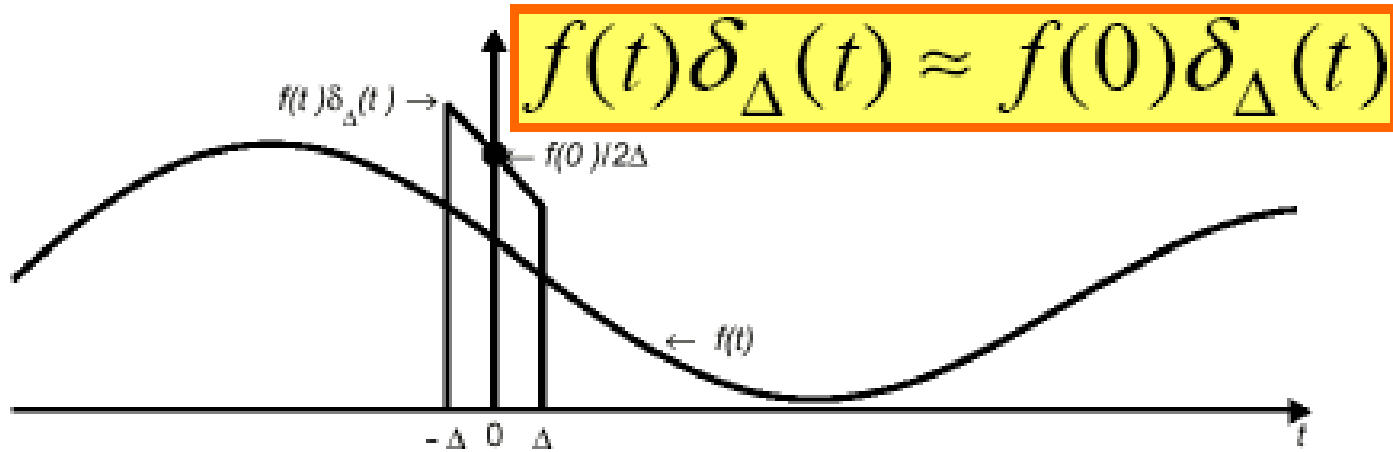
$$\delta(t) = 0, \quad t \neq 0$$

Concentrated at $t=0$

$$\int_{-\infty}^{\infty} \delta(\tau) d\tau = 1$$

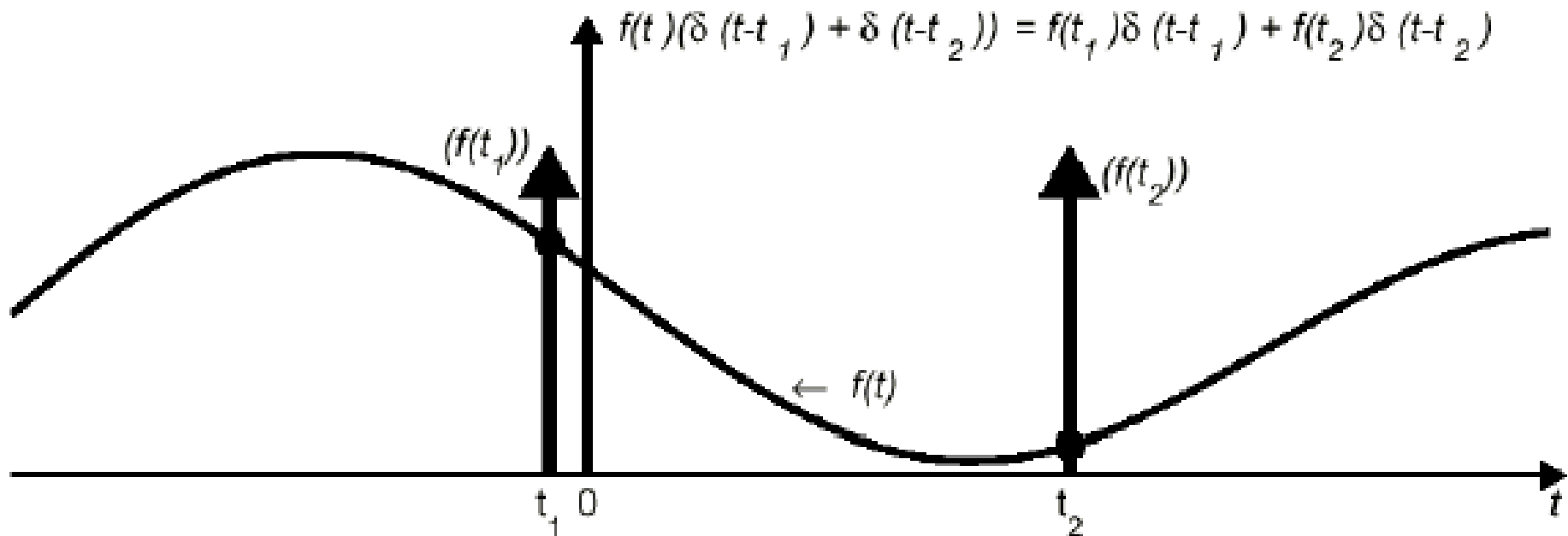
Unit area

Sampling Property



General Sampling Property

$$f(t)\delta(t - t_0) = f(t_0)\delta(t - t_0)$$



Properties of the Impulse

$$\delta(t - t_0) = 0, \quad t \neq t_0$$

Concentrated at one time

$$\int_{-\infty}^{\infty} \delta(t - t_0) dt = 1$$

Unit area

$$f(t)\delta(t - t_0) = f(t_0)\delta(t - t_0)$$

Sampling Property

$$\int_{-\infty}^{\infty} f(t)\delta(t - t_0) dt = f(t_0)$$

Extract one value of $f(t)$

$$\frac{du(t)}{dt} = \delta(t)$$

Derivative of unit step

Energy Signals

- Signal $x(t)$ is an energy signal if

$$E_x = \int_{-\infty}^{\infty} x^2(t) dt < \infty$$

- Example: One-sided exponential signal

$$x(t) = \exp(-\alpha t) u(t)$$

$$E_x = \int_0^{\infty} \exp(-2\alpha t) dt = \frac{\exp(-2\alpha t)}{-2\alpha} \Big|_0^{\infty} = \frac{1}{2\alpha}$$

Power Signals

- Energy of power signals is infinite
- Average power over an interval is

$$P_x = \frac{1}{T_2 - T_1} \int_{T_1}^{T_2} x^2(t) dt$$

- Periodic signals are power signals

Lecture 2

Linear Transformation of Time

Time Transformation:

1. Shifting (Delay)

- Time-shifted transform of signal $x(t)$ by time constant t_0 is

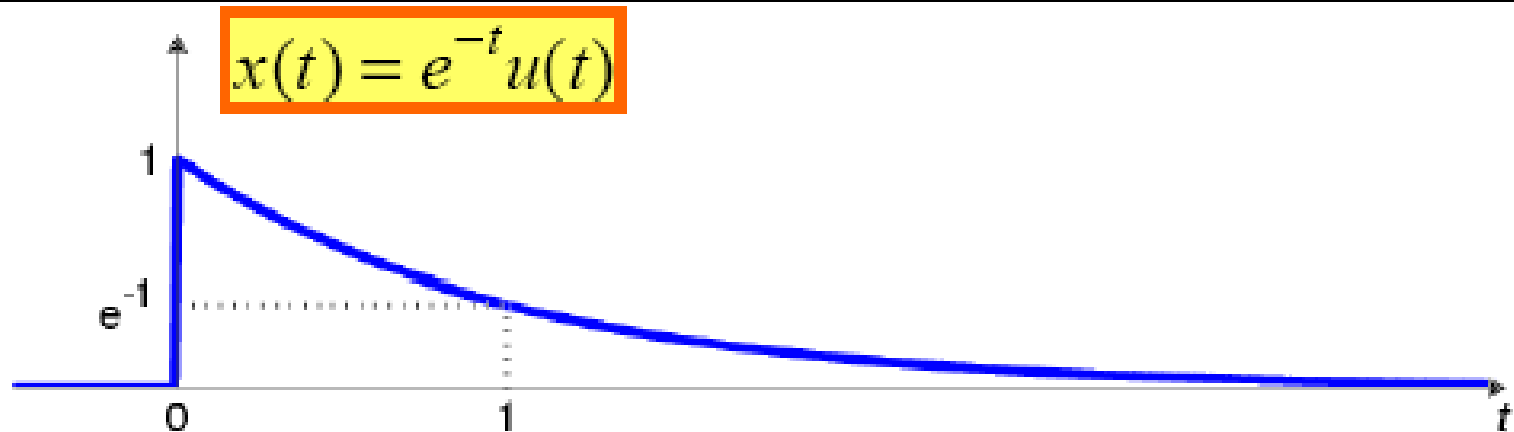
$$y(t) = x(t - t_0)$$

- Example: One-sided exponential signal

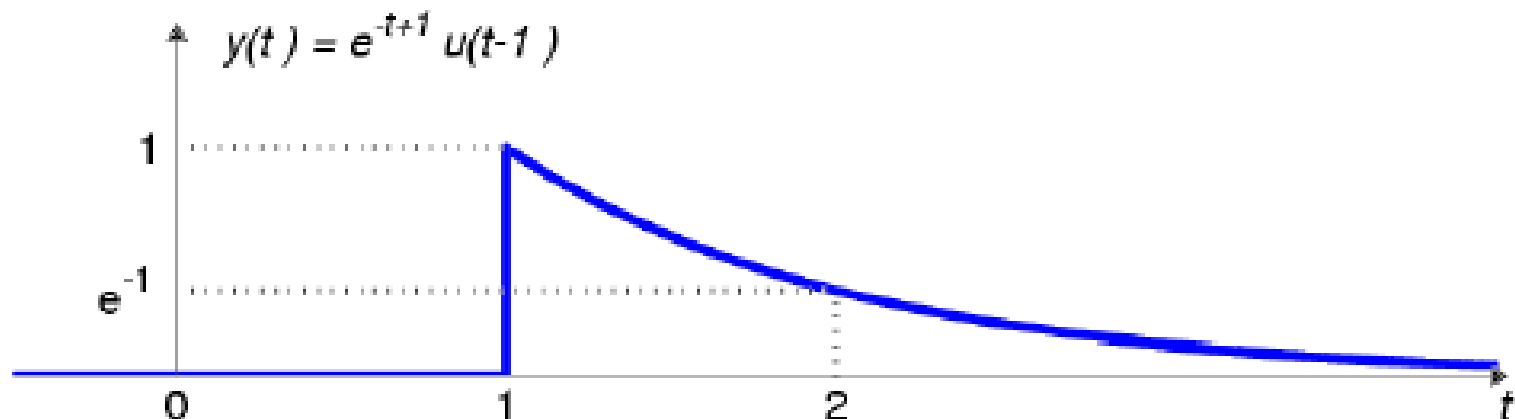
$$x(t) = \exp(-\alpha t) u(t)$$

$$y(t) = \exp[-\alpha (t - t_0)] u(t - t_0)$$

Output of Ideal Delay of 1 sec



$$y(t) = x(t - 1) = e^{-(t-1)} u(t - 1)$$



Time Transformation:

2a. Positive Scaling

- Time-scaled transform of signal $x(t)$ by a constant $a > 0$ is

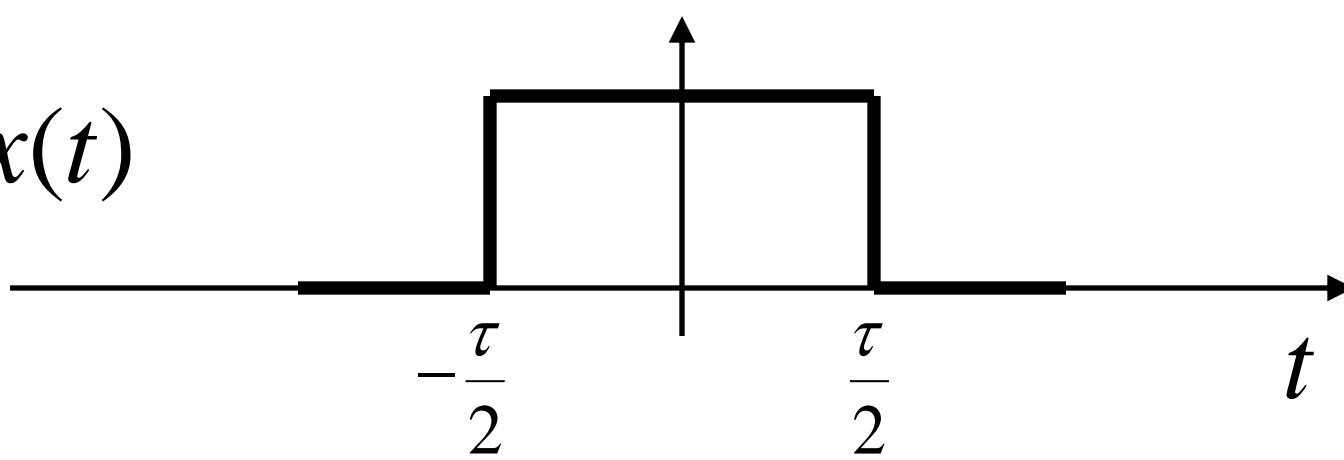
$$y(t) = x(at)$$

- Example: Rectangular pulse

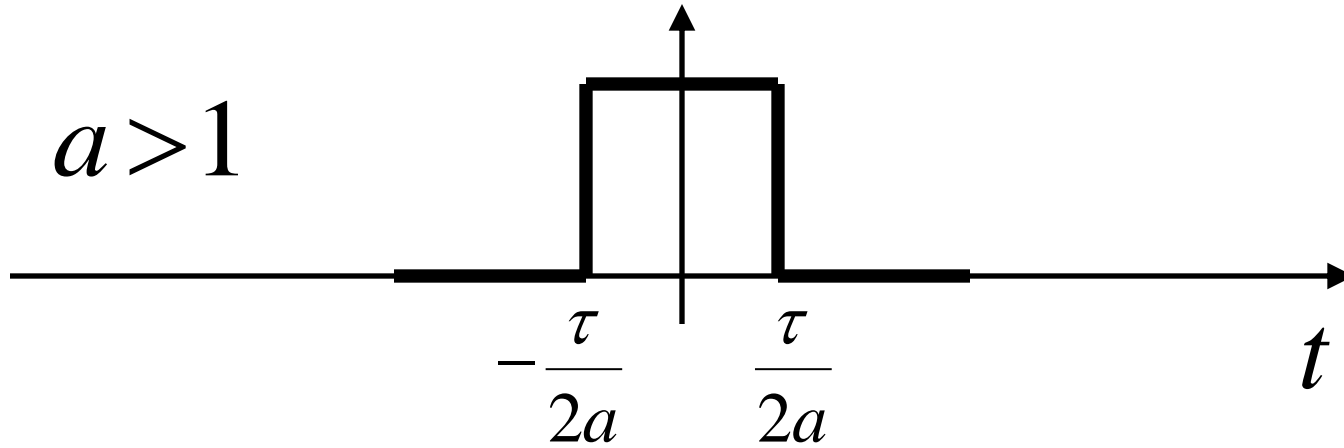
$$x(t) = \Pi\left(\frac{t}{\tau}\right)$$

$$y(t) = \Pi\left(\frac{at}{\tau}\right) = \Pi\left(\frac{t}{\tau/a}\right)$$

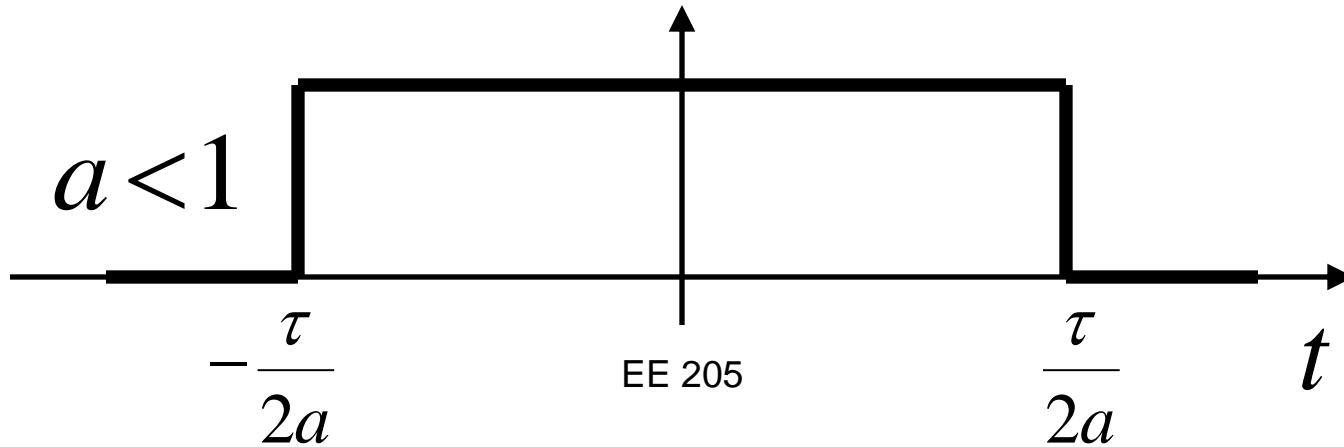
$x(t)$



$y(t): a > 1$



$y(t): a < 1$



Time Transformation:

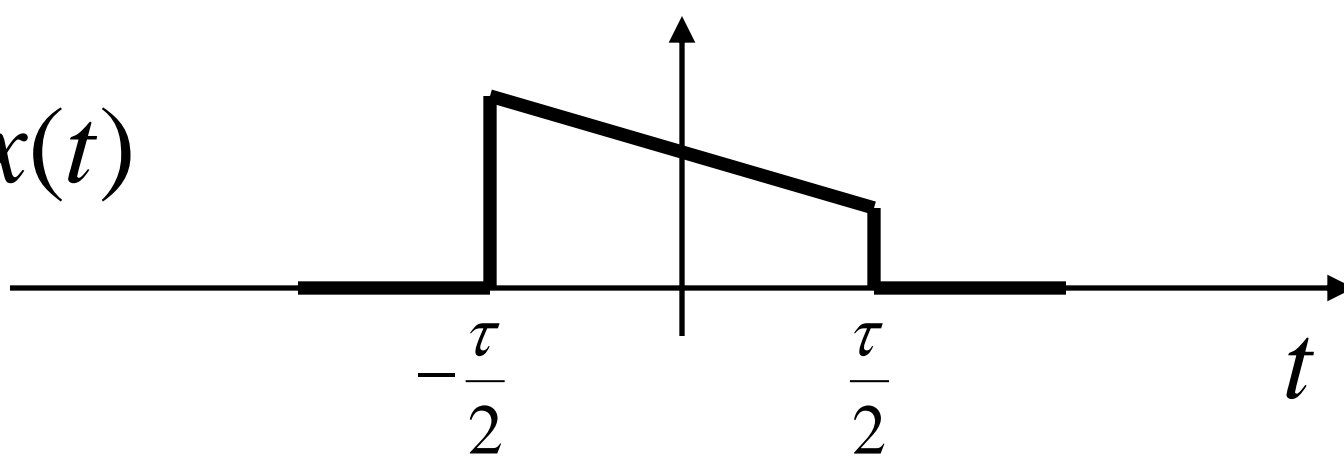
2b. Negative Scaling

- Time-scaled transform of signal $x(t)$ by a constant $a < 0$ is

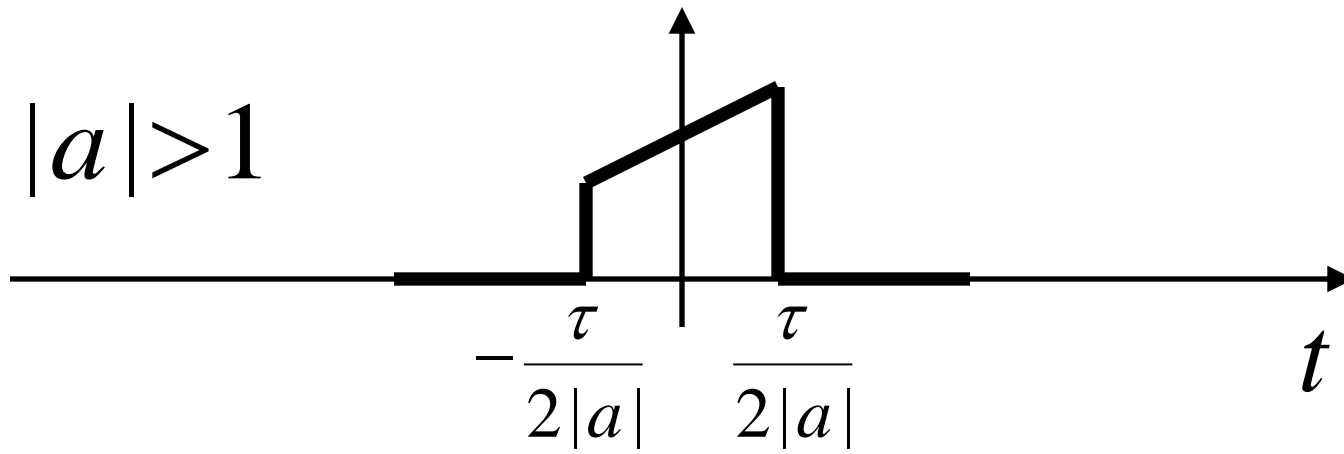
$$y(t) = x(at)$$

- This results in positive scaling and ***reflection*** of the signal

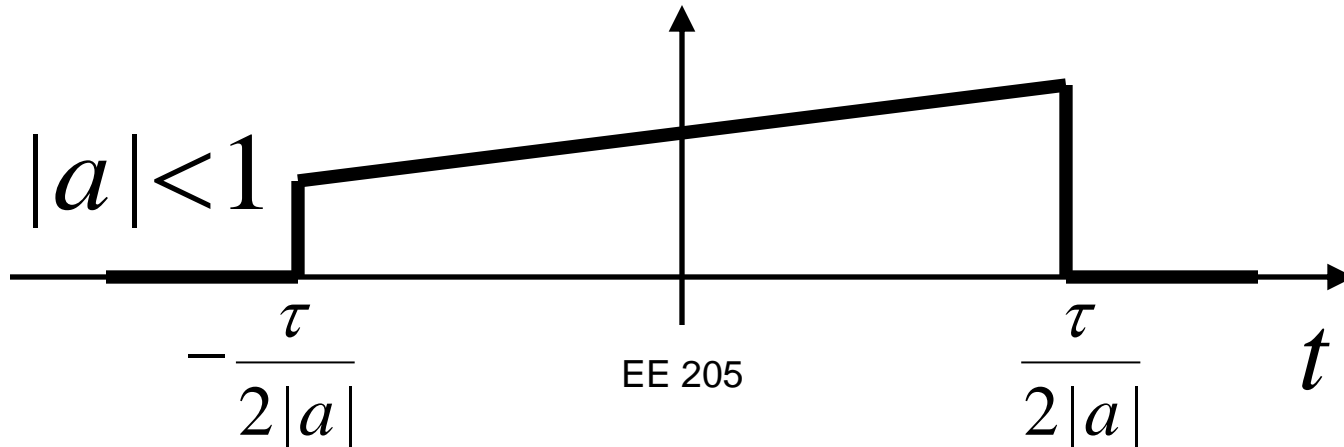
$x(t)$



$y(t): |a| > 1$



$y(t): |a| < 1$



Time Transformation:

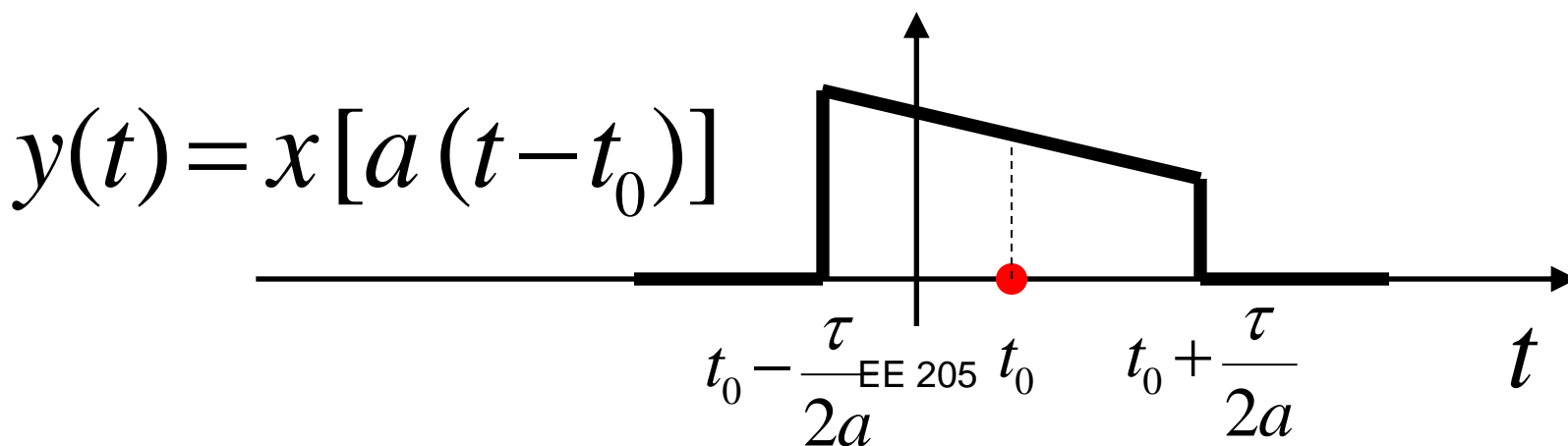
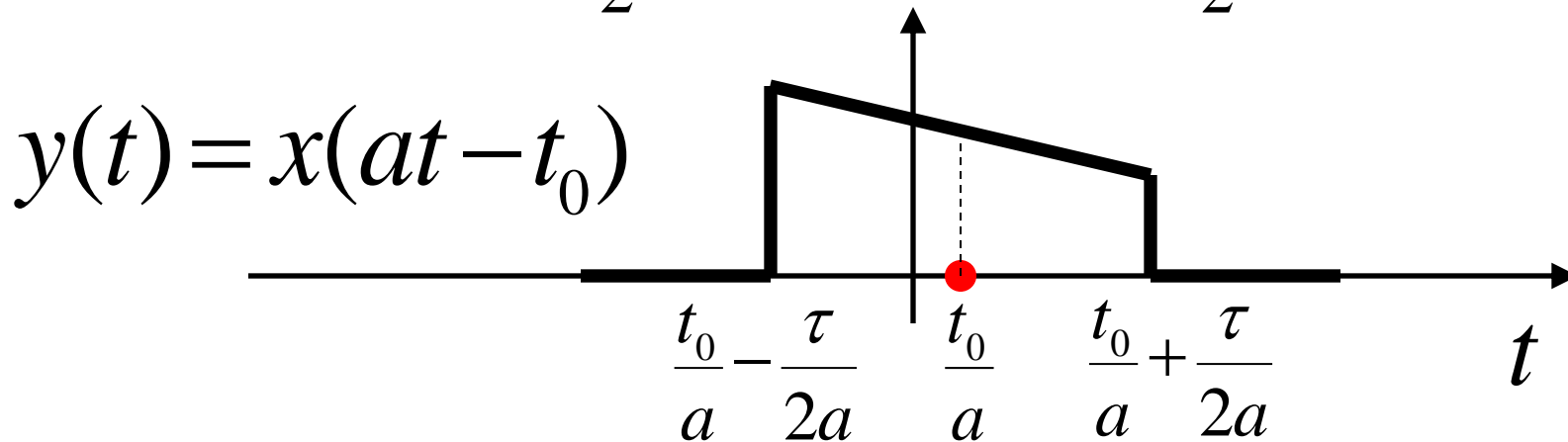
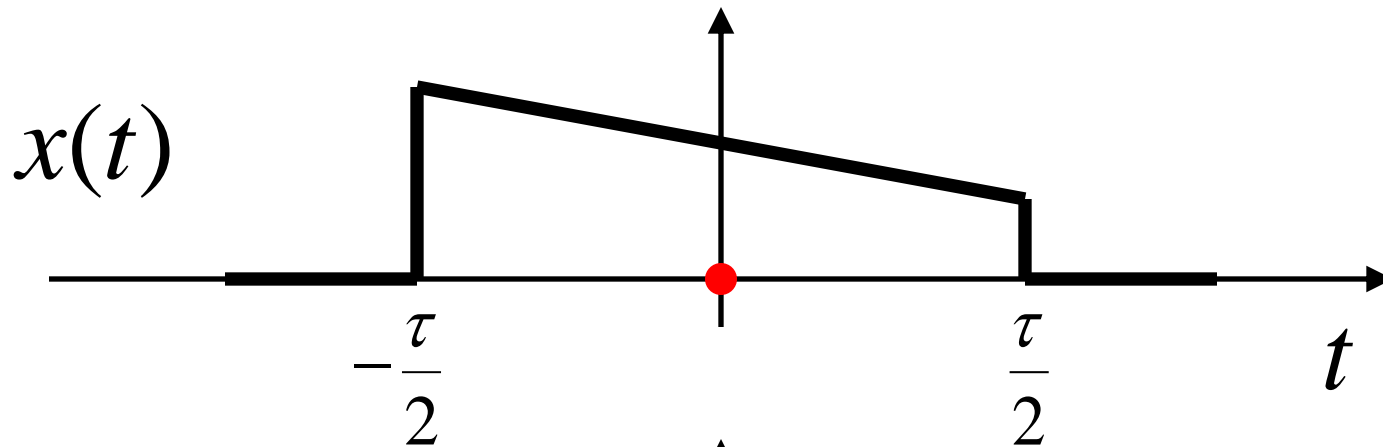
3. Shift and Scaling

- Time-scaled then shifted transform of signal $x(t)$ is

$$y(t) = x(at - t_0)$$

- Time-shifted then scaled transform of signal $x(t)$ is

$$y(t) = x[a(t - t_0)] = x(at - at_0)$$



Lecture 3

Basic Continuous-Time

Systems

SYSTEMS Process Signals



- PROCESSING GOALS:
 - Change $x(t)$ into $y(t)$
 - For example, more BASS
 - Improve $x(t)$, e.g., image deblurring
 - Extract Information from $x(t)$

System IMPLEMENTATION

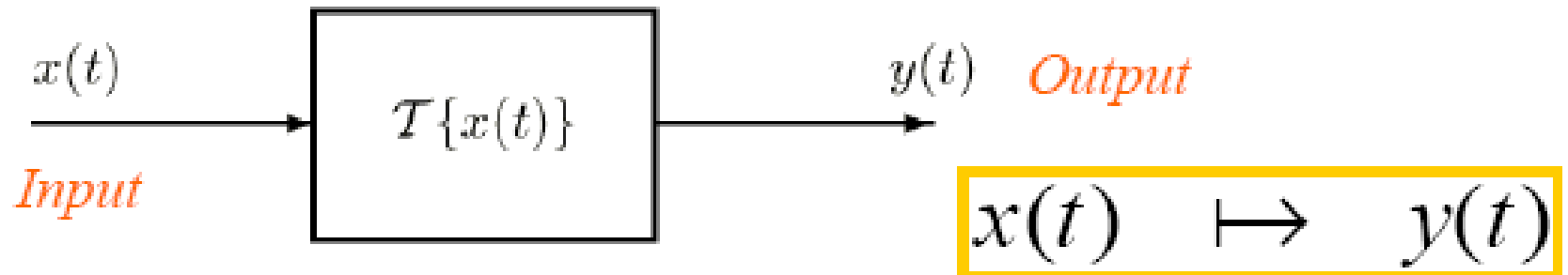
- ANALOG/ELECTRONIC:
 - Circuits: resistors, capacitors, op-amps



- DIGITAL/MICROPROCESSOR
 - Convert $x(t)$ to **numbers** stored in memory



Continuous-Time Systems



- Examples:

- Delay $y(t) = x(t - t_d)$

- Modulator $y(t) = [A + x(t)] \cos \omega_c t$

- Integrator $y(t) = \int_{-\infty}^t x(\tau) d\tau$

CT BUILDING BLOCKS

- INTEGRATOR (CIRCUITS)
- DIFFERENTIATOR
- DELAY by t_d
- MODULATOR (e.g., AM Radio)
- MULTIPLIER & ADDER

Ideal Delay:

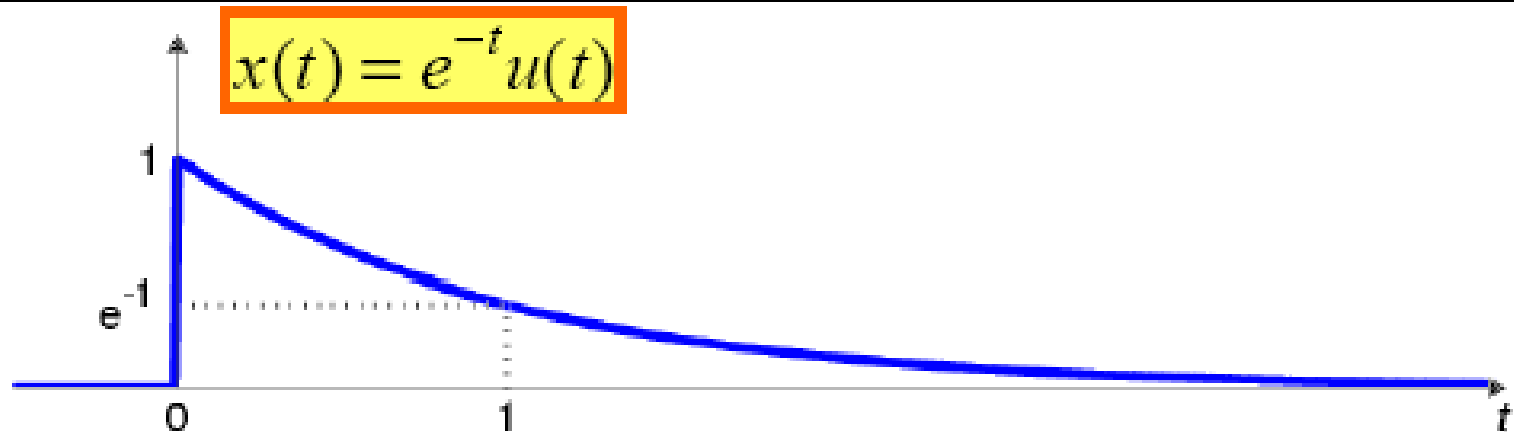
- Mathematical Definition:

$$y(t) = x(t - t_d)$$

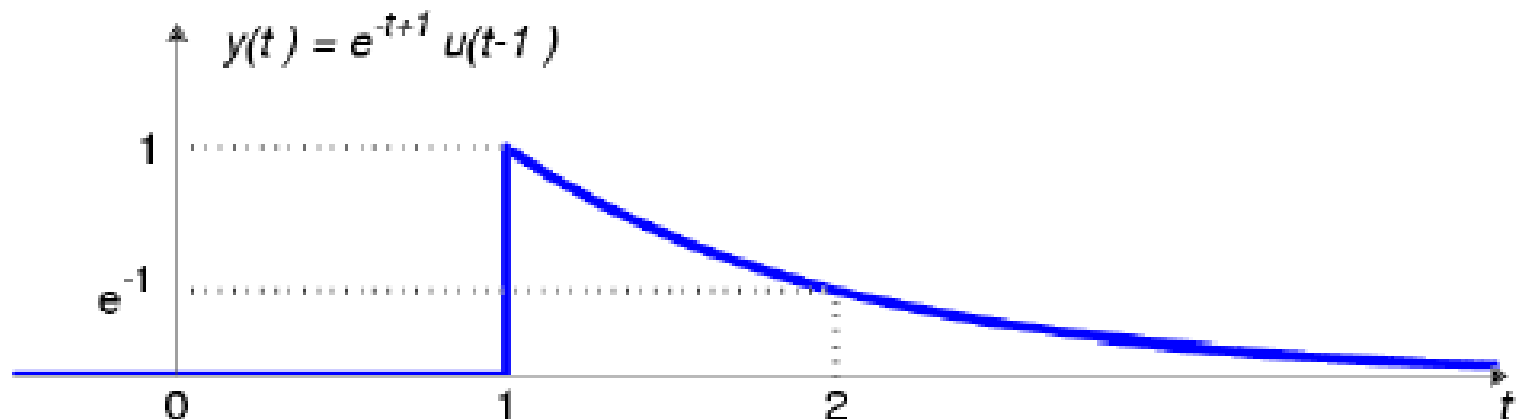
- To find the IMPULSE RESPONSE, $h(t)$, let $x(t)$ be an impulse, so

$$h(t) = \delta(t - t_d)$$

Output of Ideal Delay of 1 sec



$$y(t) = x(t - 1) = e^{-(t-1)} u(t - 1)$$



Integrator:

- Mathematical Definition:

$$y(t) = \int_{-\infty}^t x(\tau) d\tau$$

Running Integral

- To find the IMPULSE RESPONSE, $h(t)$, let $x(t)$ be an impulse, so

$$h(t) = \int_{-\infty}^t \delta(\tau) d\tau = u(t)$$

Integrator:

$$y(t) = \int_{-\infty}^t x(\tau) d\tau$$


- Integrate the impulse

$$\int_{-\infty}^t \delta(\tau) d\tau = u(t)$$

- IF $t < 0$, we get zero
- IF $t > 0$, we get one
 - Thus we have $h(t) = u(t)$ for the integrator

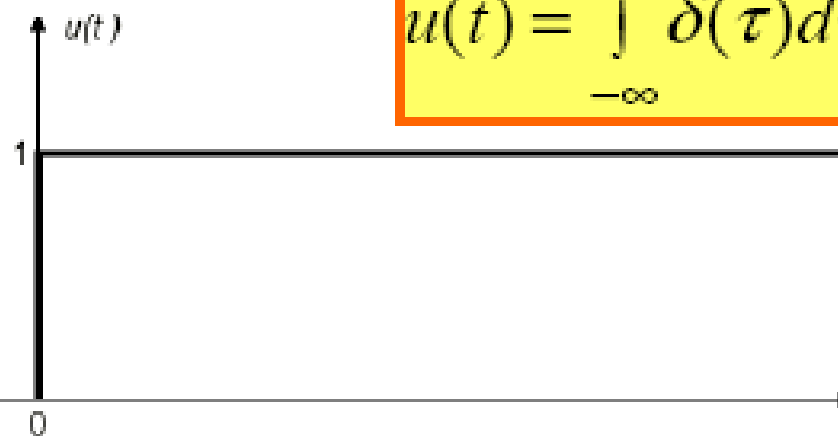
Graphical Representation

Input



$$\delta(t) = \frac{du(t)}{dt}$$

output



$$u(t) = \int_{-\infty}^t \delta(\tau) d\tau = \begin{cases} 1 & t > 0 \\ 0 & t < 0 \end{cases}$$

Output of Integrator

$$y(t) = \int_{-\infty}^t x(\tau) d\tau$$
$$= x(t) * u(t)$$

$$x(t) = e^{-0.8t} u(t)$$

$$x(t) = e^{-0.8t} u(t)$$

(a)

Input

1
0 1 t

$$\int x(t) dt = 1.25 (1 - e^{-0.8t}) u(t)$$

1.25

0 1

output

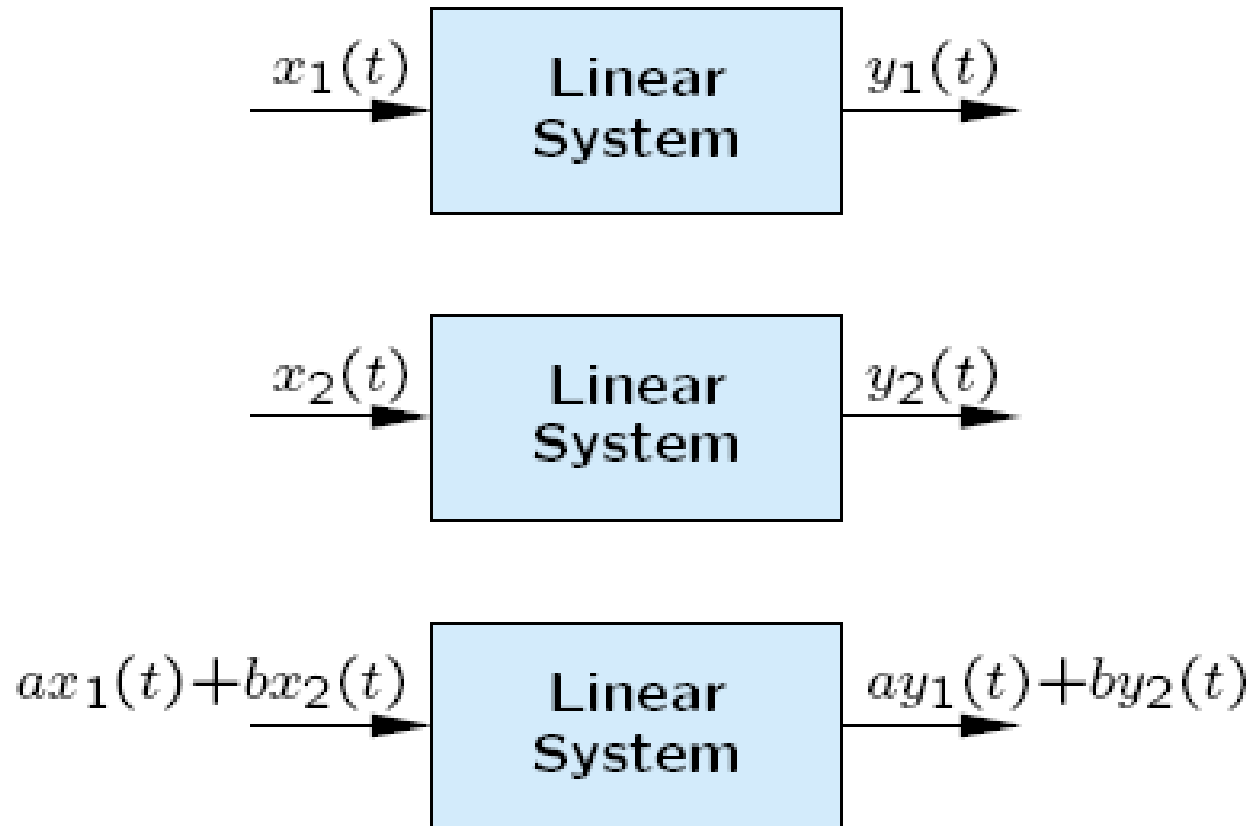
$$y(t) = \int_{-\infty}^t e^{-0.8\tau} u(\tau) d\tau$$
$$= \begin{cases} 0 & t < 0 \\ \int_{-\infty}^t e^{-0.8\tau} u(\tau) d\tau & t \geq 0 \end{cases}$$
$$= 1.25(1 - e^{-0.8t}) u(t)$$

Lecture 4

Linear Time-Invariant

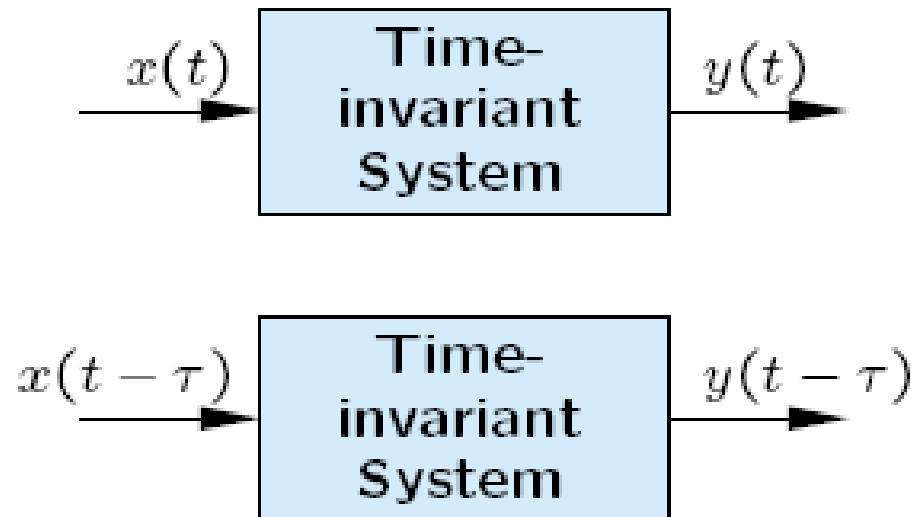
Systems

Linear systems



for all $x_1(t)$, $x_2(t)$, a , and b .

Time-invariant systems

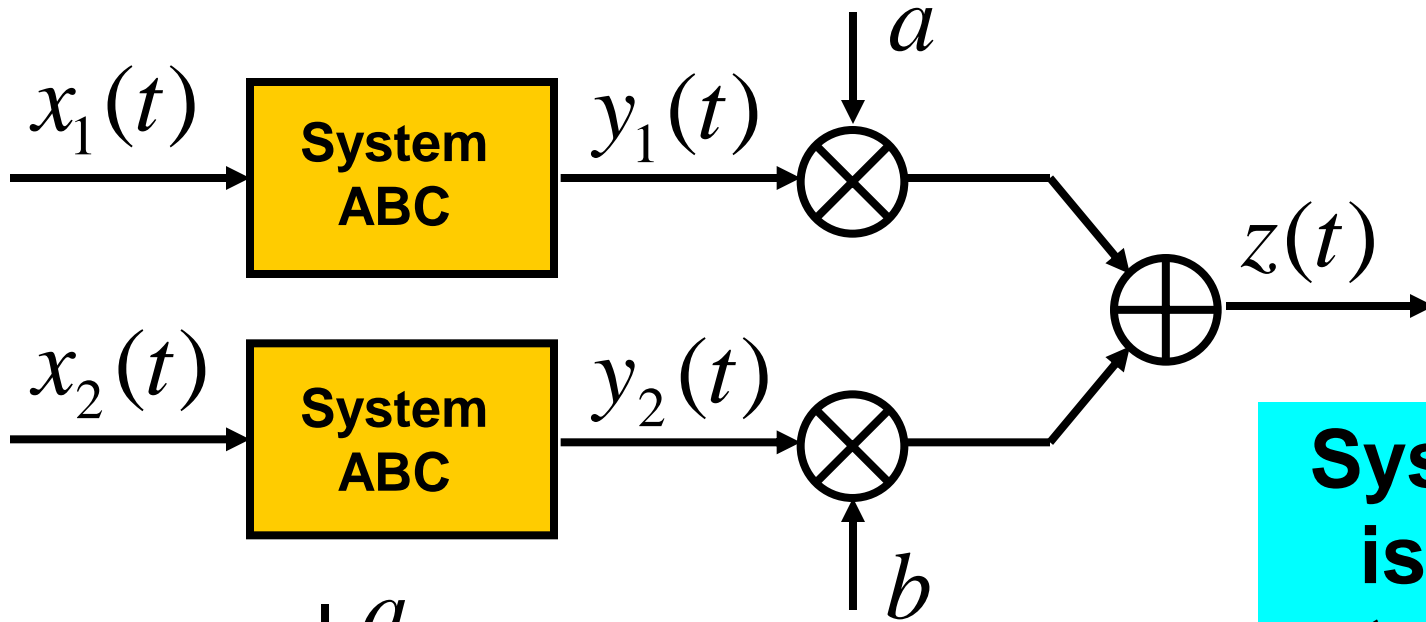


for all $x(t)$ and τ .

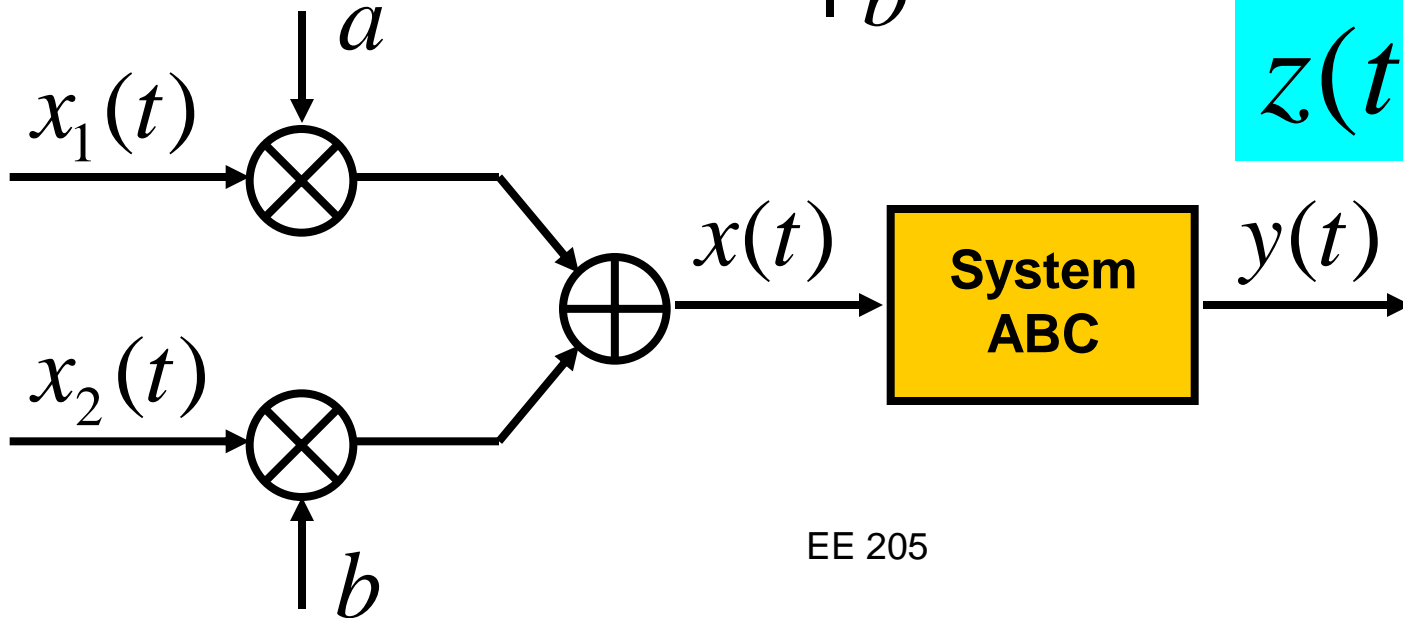
Linear and time-invariant (LTI) systems

- Many man-made and naturally occurring systems can be modeled as LTI systems.
- Powerful techniques have been developed to analyze and to characterize LTI systems.
- The analysis of LTI systems is an essential precursor to the analysis of more complex systems.

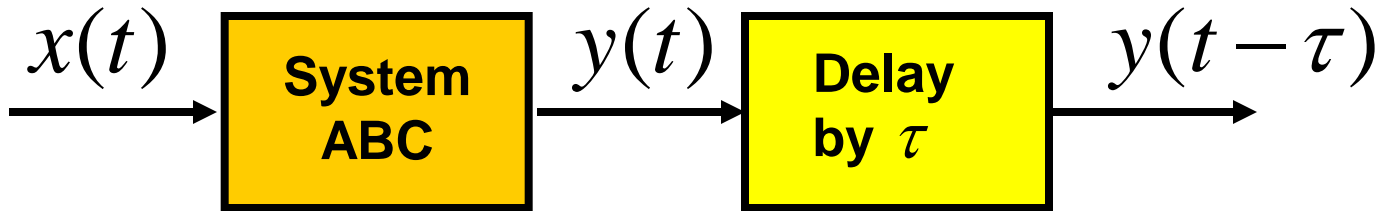
Test for Linearity



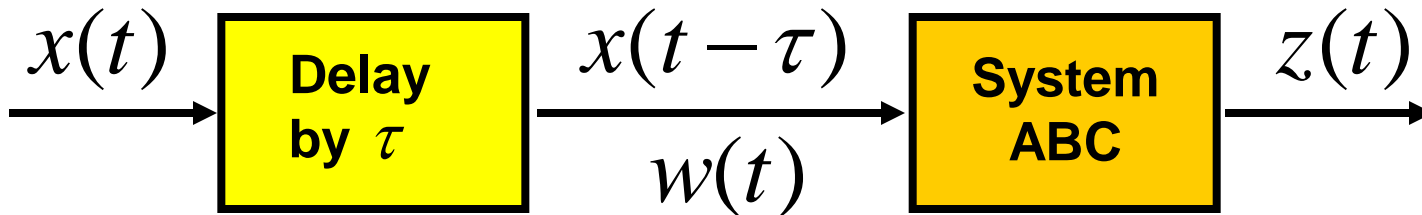
**System ABC
is linear if
 $z(t) = y(t)$**



Test for Time-Invariance

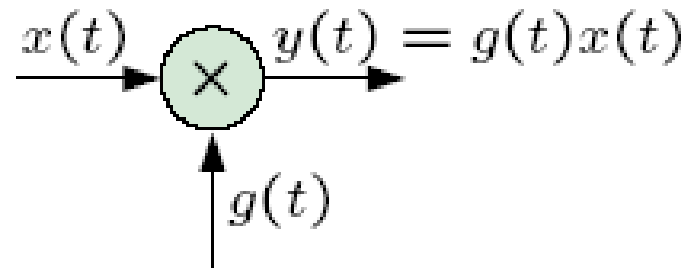


System ABC is time-invariant if
 $z(t) = y(t - \tau)$



Problem — Multiplication by a time function

A system is defined by the functional description



- Is this system linear?
- Is this system time-invariant?

Solution — Multiplication by a time function

Let

$$y_1(t) = g(t)x_1(t) \text{ and } y_2(t) = g(t)x_2(t).$$

By definition the response to

$$x(t) = ax_1(t) + bx_2(t),$$

is

$$y(t) = g(t)(ax_1(t) + bx_2(t)).$$

This can be rewritten as

$$y(t) = ag(t)x_1(t) + bg(t)x_2(t)$$

$$y(t) = ay_1(t) + by_2(t).$$

Therefore, the system is linear.

Solution — Multiplication by a time function, cont'd

Now suppose that $x_1(t) = x(t)$ and $x_2(t) = x(t - \tau)$, and the response to these two inputs are $y_1(t)$ and $y_2(t)$, respectively. Note that

$$y_1(t) = y(t) = g(t)x(t),$$

and

$$y_2(t) = g(t)x(t - \tau) \neq y(t - \tau).$$

Therefore, the system is time-varying.

Problem — Addition of a constant

Suppose the relation between the output $y(t)$ and input $x(t)$ is $y(t) = x(t) + K$, where K is some constant. Is this system linear?

Solution — Addition of a constant

Note, that if the input is $x_1(t) + x_2(t)$ then the output will be

$$y(t) = x_1(t) + x_2(t) + K \neq y_1(t) + y_2(t) = (x_1(t) + K) + (x_2(t) + K).$$

Therefore, this system is not linear.

In general, it can be shown that for a linear system if $x(t) = 0$ then $y(t) = 0$. Using the definition of linearity, choose $a = b = 1$ and $x_2 = -x_1(t)$ then $x(t) = x_1(t) + x_2(t) = 0$ and $y(t) = y_1(t) + y_2(t) = 0$.

Problem

The system

$$y(t) = x^2(t).$$

is (choose one):

1. Linear and time-invariant;
2. Linear but not time-invariant;
3. Not linear but time-invariant;
4. Not linear and not time-invariant.

Solution

Note that if $x_2(t) = 2x_1(t)$ then $y_2(t) = (2x_1(t))^2 = 4y_1(t)$. Hence, this system is nonlinear.

Note that if $x_1(t) = x(t)$ and $x_2(t) = x(t - \tau)$ then $y_1(t) = y(t)$ and $y_2(t) = x^2(t - \tau) = y(t - \tau)$. Hence, this system is time-invariant.

Integrator:

$$y(t) = \int_{-\infty}^t x(\tau) d\tau$$

- Linear

$$\int_{-\infty}^t [ax_1(\tau) + bx_2(\tau)] d\tau = ay_1(t) + by_2(t)$$

- And Time-Invariant

$$w(t) = \int_{-\infty}^t x(\tau - t_0) d\tau \quad \text{let } \sigma = \tau - t_0$$

$$\Rightarrow w(t) = \int_{-\infty}^{t-t_0} x(\sigma) d\sigma = y(t - t_0)$$

Modulator: $y(t) = [A + x(t)] \cos \omega_c t$

- **Not** linear--obvious because

$$[A + ax_1(t) + bx_2(t)] \neq$$

$$[A + ax_1(t)] + [A + bx_2(t)]$$

- **Not** time-invariant

$$w(t) = [A + x(t - t_0)] \cos \omega_c t \neq y(t - t_0)$$

Ideal Delay:

$$y(t) = x(t - t_d)$$

- Linear

$$ax_1(t - t_d) + bx_2(t - t_d) = ay_1(t) + by_2(t)$$

- and Time-Invariant

$$w(t) = x((t - t_d) - t_0)$$

$$y(t - t_0) = x((t - t_0) - t_d)$$

Lecture 5

Convolution Integral for Linear Time-Invariant Systems

Linear and Time-Invariant (LTI) Systems

- If a continuous-time system is both linear and time-invariant, then the output $y(t)$ is related to the input $x(t)$ by a convolution integral

$$y(t) = \int_{-\infty}^{\infty} x(\tau)h(t - \tau)d\tau = x(t) * h(t)$$

where $h(t)$ is the impulse response of the system.

Convolution of Impulses, etc.

- Convolution of two impulses

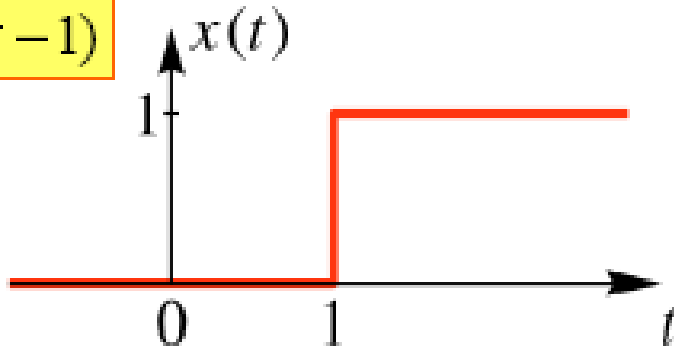
$$\delta(t - t_1) * \delta(t - t_2) = \delta(t - t_1 - t_2)$$

- Convolution of step and shifted impulse

$$u(t) * \delta(t - t_0) = u(t - t_0)$$

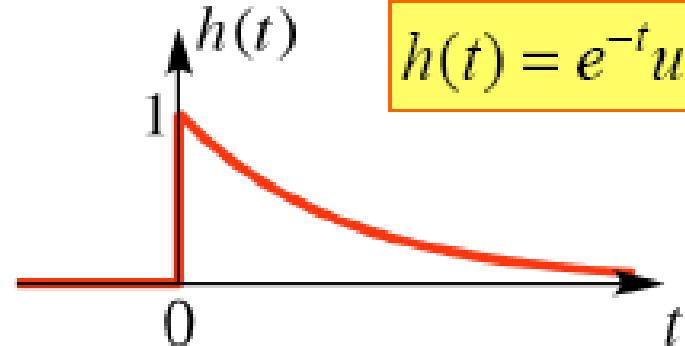
Evaluating a Convolution

$$x(t) = u(t-1)$$



(a)

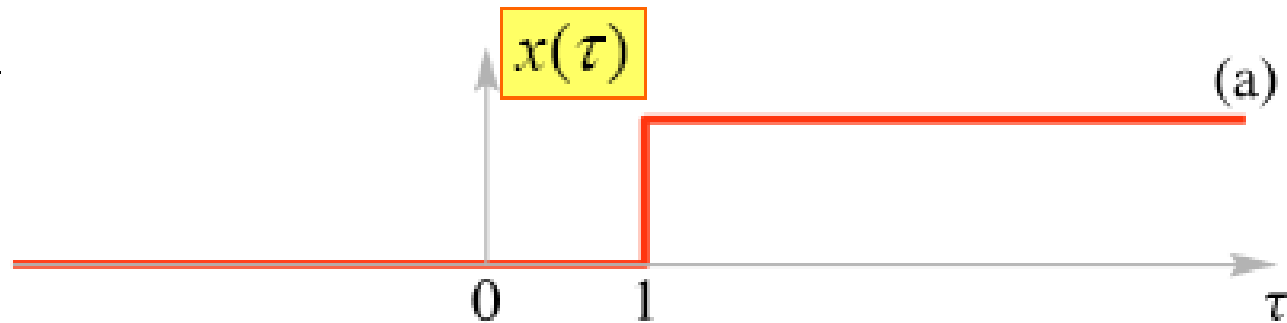
$$h(t) = e^{-t}u(t)$$



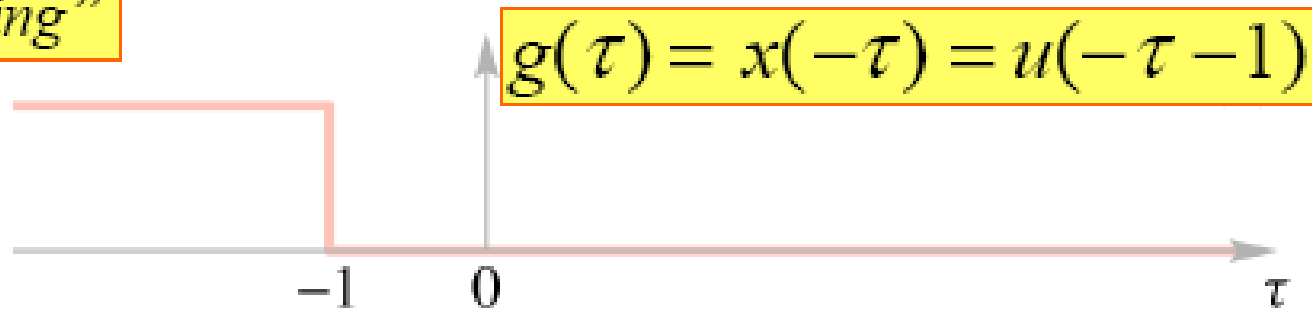
(b)

$$y(t) = \int_{-\infty}^{\infty} h(\tau)x(t-\tau)d\tau = h(t) * x(t)$$

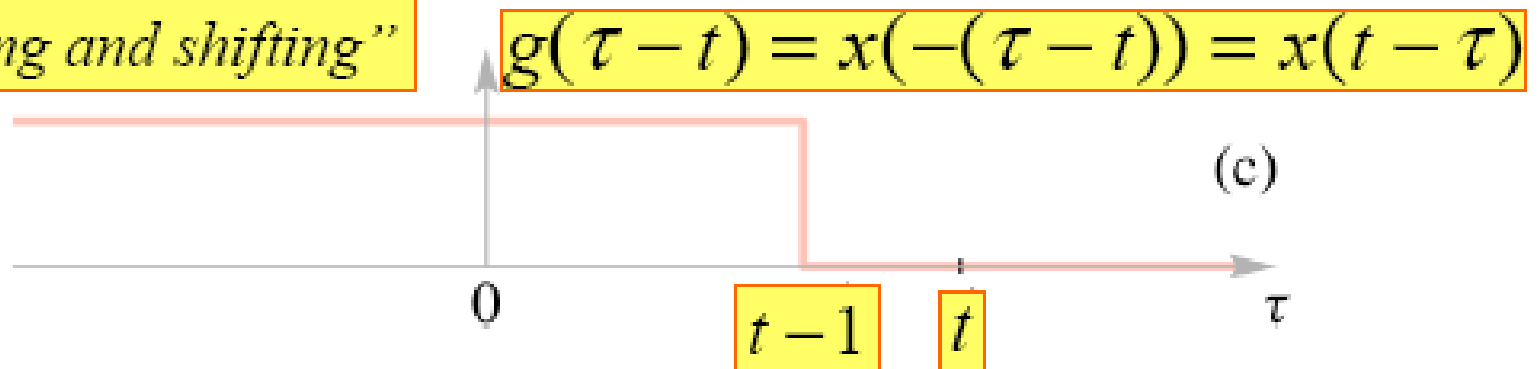
“Flipping and Shifting”



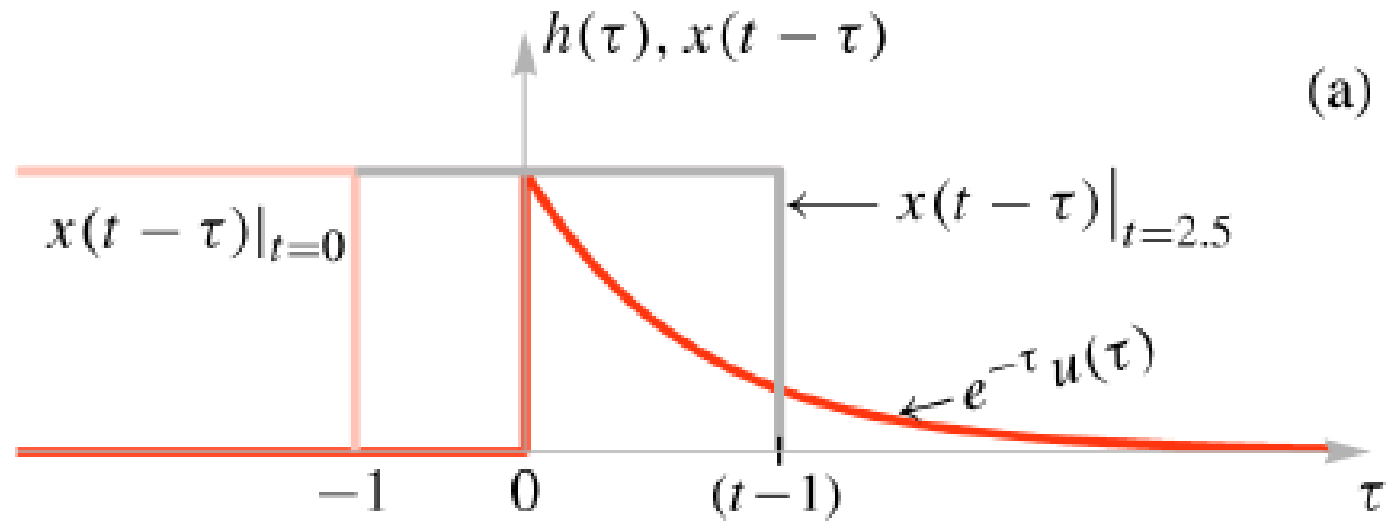
“flipping”



“flipping and shifting”



Evaluating the Integral

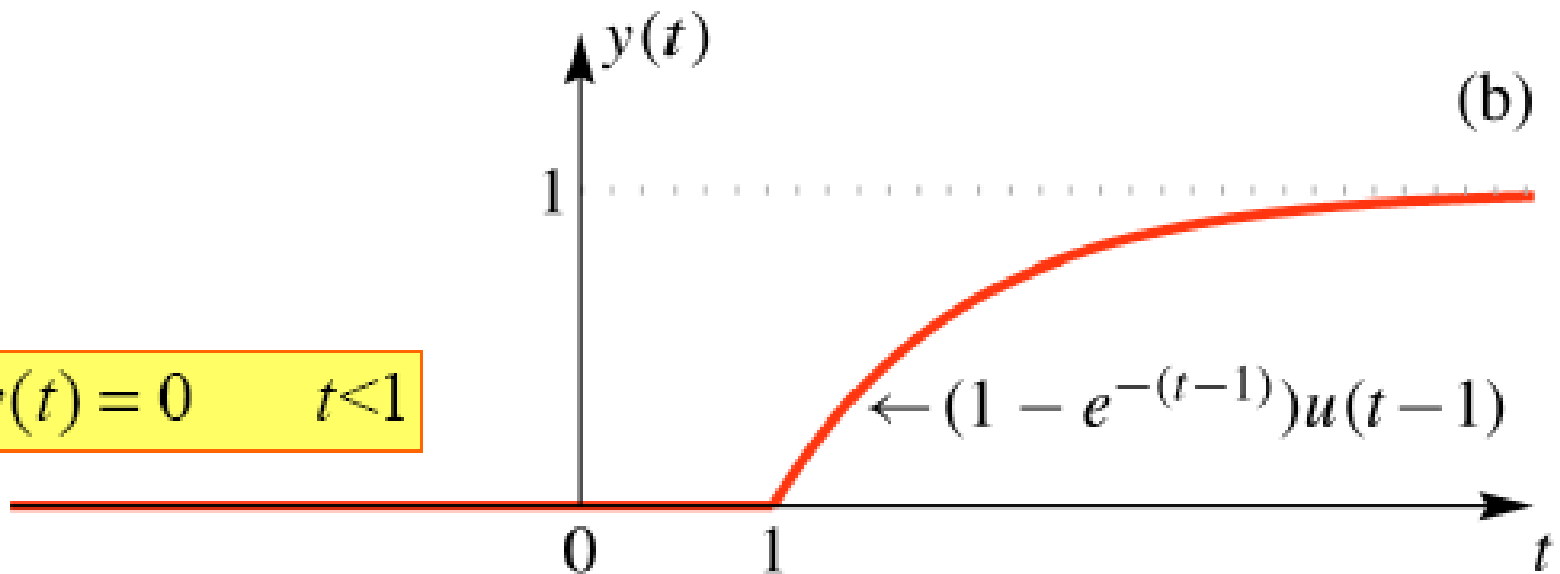


$$y(t) = \begin{cases} 0 & t-1 < 0 \\ \int_0^{t-1} e^{-\tau} d\tau & t-1 > 0 \end{cases}$$

Solution

$$\begin{aligned} y(t) &= \int_0^{t-1} e^{-\tau} d\tau = -e^{-\tau} \Big|_0^{t-1} \\ &= 1 - e^{-(t-1)} \quad t \geq 1 \end{aligned}$$

$$y(t) = 0 \quad t < 1$$



General Convolution Example

$$x(t) = e^{-at}u(t)$$

$$h(t) = e^{-bt}u(t), \quad b \neq a$$

$$y(t) = \int_{-\infty}^{\infty} x(\tau)h(t-\tau)d\tau = x(t) * h(t)$$

$$= \int_{-\infty}^{\infty} e^{-a\tau}u(\tau)e^{-b(t-\tau)}u(t-\tau)d\tau = \begin{cases} e^{-bt} \int_0^t e^{-a\tau}e^{b\tau}d\tau & t > 0 \\ 0 & t < 0 \end{cases}$$

$$= \begin{cases} \frac{e^{-at} - e^{-bt}}{-a + b} & t > 0 \\ 0 & t < 0 \end{cases} = \frac{e^{-at} - e^{-bt}}{b - a}u(t)$$

Special Case: $u(t)$

$$x(t) = e^{-at}u(t), \quad a \neq 0$$

$$h(t) = u(t)$$

$$\begin{aligned} y(t) &= \int_{-\infty}^{\infty} x(\tau)h(t-\tau)d\tau = x(t) * h(t) \\ &= \frac{1}{a}(1 - e^{-at})u(t) \end{aligned}$$

if $a = 2$

$$y(t) = \frac{1}{2}(1 - e^{-2t})u(t)$$

Convolve Unit Steps

$$x(t) = u(t)$$

$$h(t) = u(t)$$

$$y(t) = \int_{-\infty}^{\infty} x(\tau)h(t-\tau)d\tau = x(t) * h(t)$$

$$= \int_{-\infty}^{\infty} u(\tau)u(t-\tau)d\tau = \begin{cases} \int_0^t 1d\tau & t > 0 \\ 0 & t < 0 \end{cases}$$

$$= \begin{cases} t & t > 0 \\ 0 & t < 0 \end{cases} = tu(t)$$

Unit Ramp

Convolution is Commutative

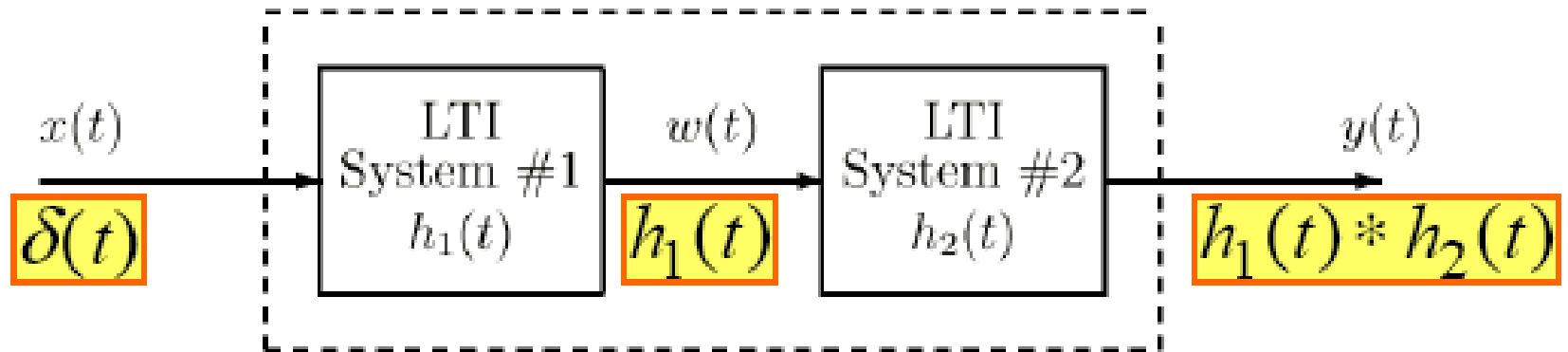
$$h(t) * x(t) = \int_{-\infty}^{\infty} h(\tau)x(t - \tau)d\tau$$

$$\text{let } \sigma = t - \tau \text{ and } d\sigma = -d\tau$$

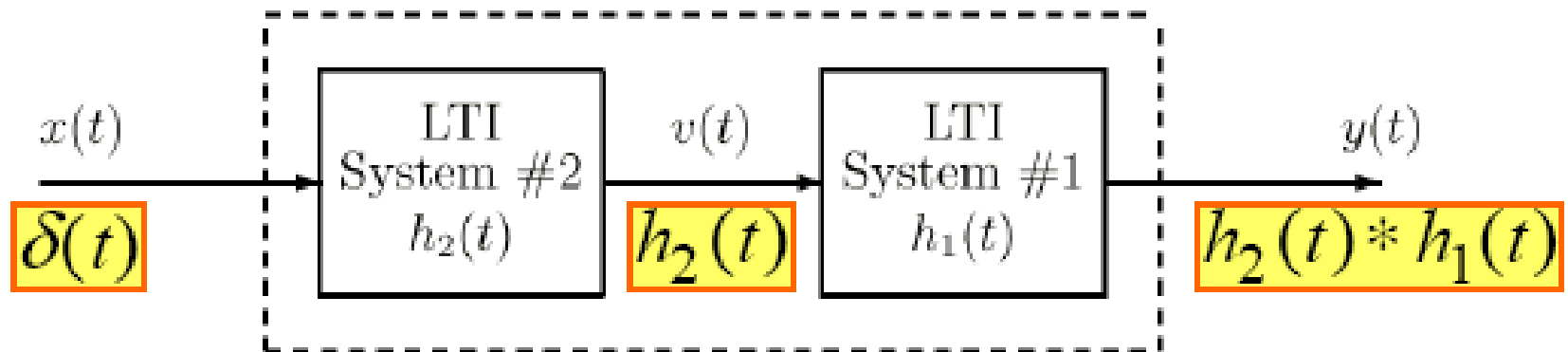
$$\boxed{h(t) * x(t)} = - \int_{-\infty}^{\infty} h(t - \sigma)x(\sigma)d\sigma$$

$$= \int_{-\infty}^{\infty} h(t - \sigma)x(\sigma)d\sigma = \boxed{x(t) * h(t)}$$

Cascade of LTI Systems



$$h(t) = h_1(t) * h_2(t) = h_2(t) * h_1(t)$$



Stability

- A system is stable if every bounded input produces a bounded output.
- A continuous-time *LTI system* is stable if and only if

$$\int_{-\infty}^{\infty} |h(t)| dt < \infty$$

Causal Systems

- A system is causal if and only if $y(t_0)$ depends only on $x(\tau)$ for $\tau \leq t_0$.
- An LTI system is causal if and only if

$$h(t) = 0 \text{ for } t < 0$$

Convolution is Linear

- Substitute $x(t) = ax_1(t) + bx_2(t)$

$$\begin{aligned}y(t) &= \int_{-\infty}^{\infty} [ax_1(\tau) + bx_2(\tau)]h(t - \tau)d\tau \\ &= a \int_{-\infty}^{\infty} x_1(\tau)h(t - \tau)d\tau + b \int_{-\infty}^{\infty} x_2(\tau)h(t - \tau)d\tau \\ &= ay_1(t) + by_2(t)\end{aligned}$$

Therefore, convolution is linear.

Convolution is Time-Invariant

- Substitute $x(t-t_o)$

$$\begin{aligned}w(t) &= \int_{-\infty}^{\infty} h(\tau)x((t - \tau) - t_o)d\tau \\ &= \int_{-\infty}^{\infty} h(\tau)x((t - t_o) - \tau)d\tau \\ &= y(t - t_o)\end{aligned}$$

Lecture 6

Sinusoidal Signals

SINES and COSINES

- Always use the COSINE FORM

$$A \cos(2\pi(440)t + \varphi)$$

- Sine is a special case:

$$\sin(\omega t) = \cos(\omega t - \frac{\pi}{2})$$


SINUSOIDAL SIGNAL

$$A \cos(\omega t + \varphi)$$

■ **FREQUENCY** ω

- Radians/sec
- Hertz (cycles/sec)

$$\omega = (2\pi)f$$

■ **PERIOD** (in sec)

$$T = \frac{1}{f} = \frac{2\pi}{\omega}$$

■ **AMPLITUDE** A

- Magnitude

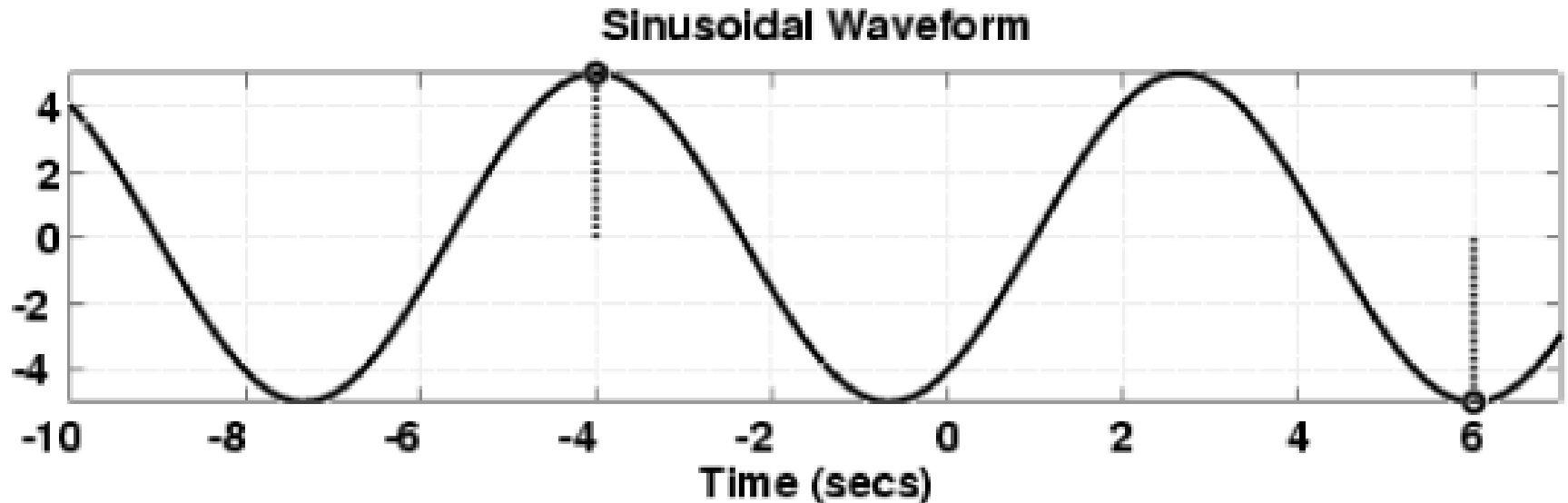
■ **PHASE** φ

EXAMPLE of SINUSOID

- Given the Formula

$$5 \cos(0.3\pi t + 1.2\pi)$$

- Make a plot



PLOT COSINE SIGNAL

$$5\cos(0.3\pi t + 1.2\pi)$$

- Formula defines A , ω , and ϕ

$$A = 5$$

$$\omega = 0.3\pi$$

$$\phi = 1.2\pi$$

PLOTTING COSINE SIGNAL from the FORMULA

$$5 \cos(0.3\pi t + 1.2\pi)$$

- Determine period:

$$T = 2\pi / \omega = 2\pi / 0.3\pi = 20 / 3$$

- Determine a peak location by solving

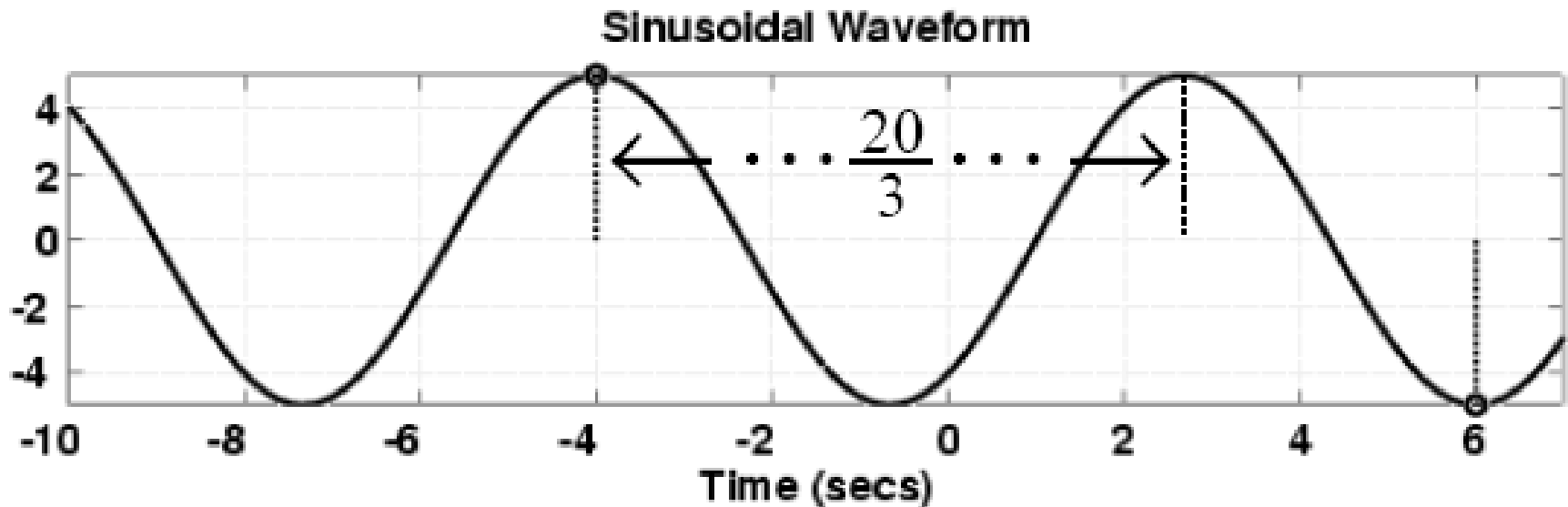
$$(\omega t + \varphi) = 0 \quad \Rightarrow \quad (0.3\pi t + 1.2\pi) = 0$$

- Zero crossing is $T/4$ before or after
- Positive & Negative peaks spaced by $T/2$

PLOT the SINUSOID

$$5 \cos(0.3\pi t + 1.2\pi)$$

- Use $T=20/3$ and the peak location at $t=-4$



TIME-SHIFT

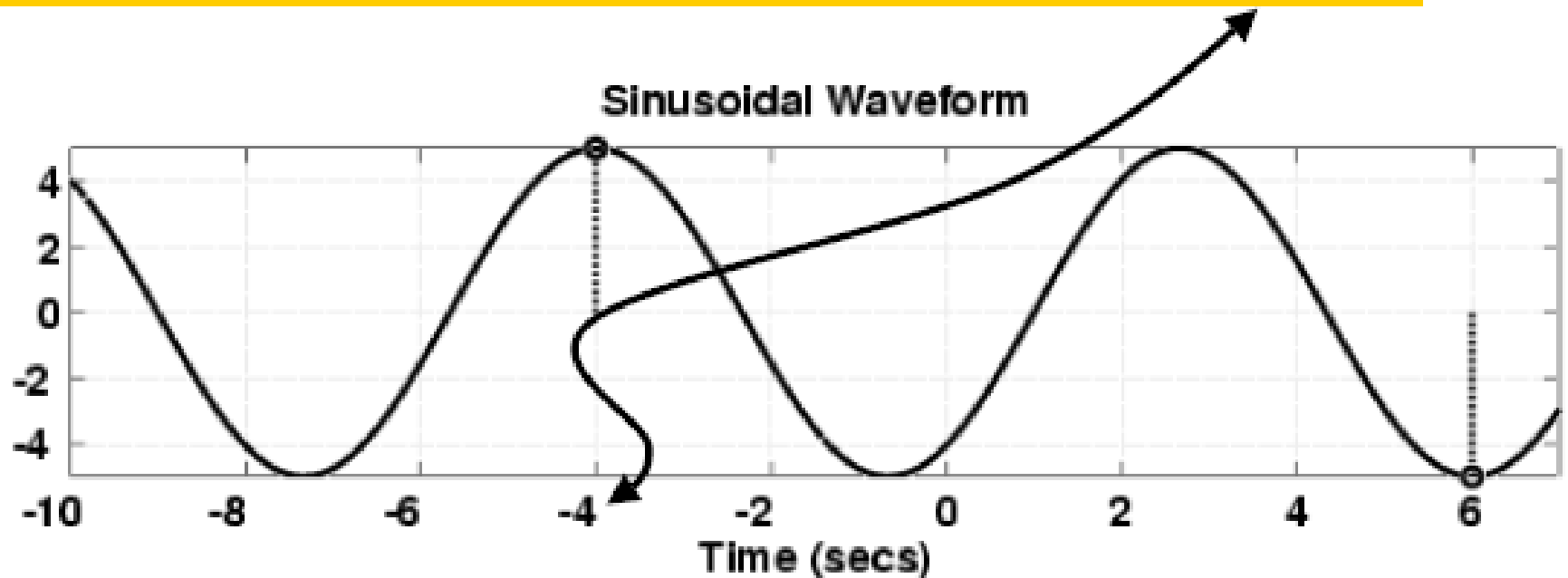
- In a mathematical formula we can replace t with $t-t_m$

$$x(t - t_m) = A \cos(\omega(t - t_m))$$

- Then the $t=0$ point moves to $t=t_m$
- Peak value of $\cos(\omega(t-t_m))$ is now at $t=t_m$

TIME-SHIFTED SINUSOID

$$x(t + 4) = 5 \cos(0.3\pi(t + 4)) = 5 \cos(0.3\pi(t - (-4)))$$



PHASE \leftrightarrow TIME-SHIFT

- Equate the formulas:

$$A \cos(\omega(t - t_m)) = A \cos(\omega t + \varphi)$$

- and we obtain:

$$-\omega t_m = \varphi$$

- or,

$$t_m = -\frac{\varphi}{\omega}$$

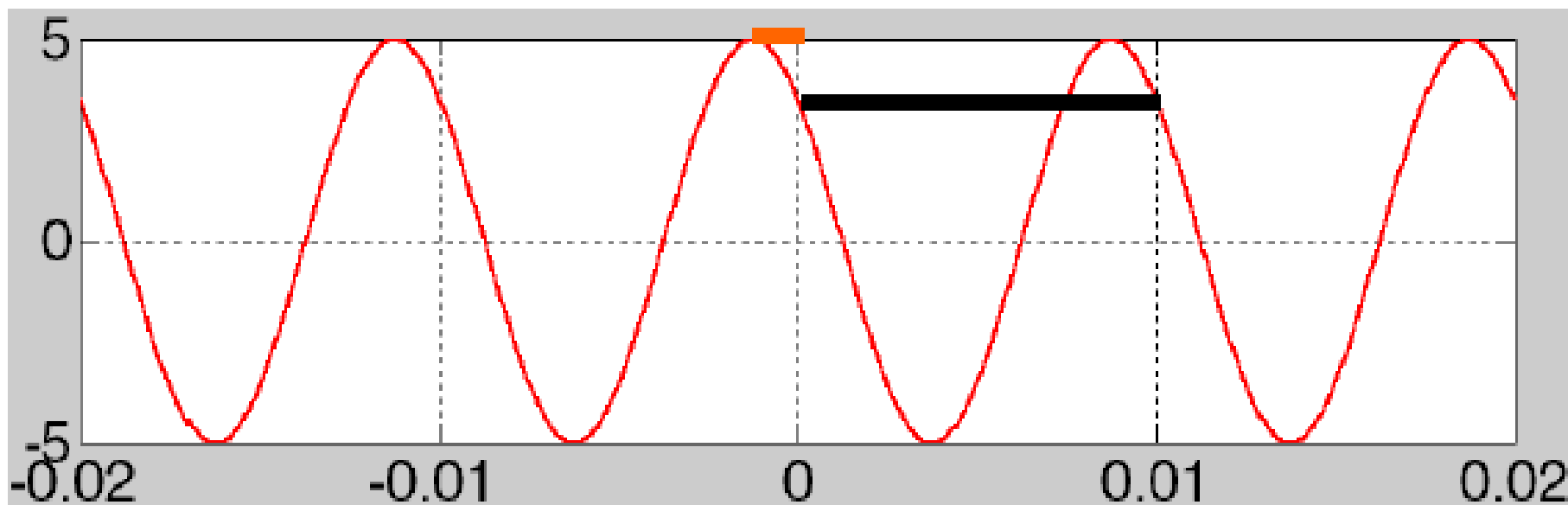
SINUSOID from a PLOT

- **Measure** the period, T
 - Between peaks or zero crossings
 - **Compute** frequency: $\omega = 2\pi/T$
- **Measure** time of a peak: t_m
 - **Compute** phase: $\phi = -\omega t_m$
- **Measure** height of positive peak: A

3 steps



(A, ω , ϕ) from a PLOT



$$T = \frac{0.01 \text{ sec}}{1 \text{ period}} = \frac{1}{100}$$

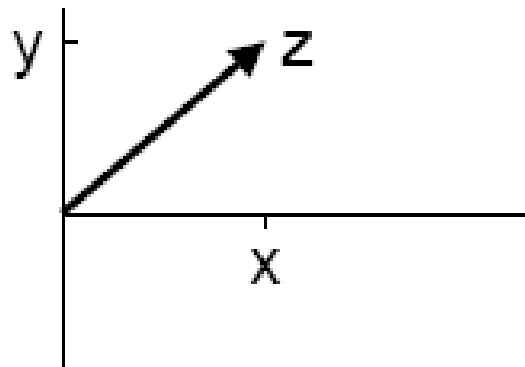
$$\omega = \frac{2\pi}{T} = \frac{2\pi}{0.01} = 200\pi$$

$$t_m = -0.00125 \text{ sec}$$

$$\phi = -\omega t_m = -(200\pi)(t_m) = 0.25\pi$$

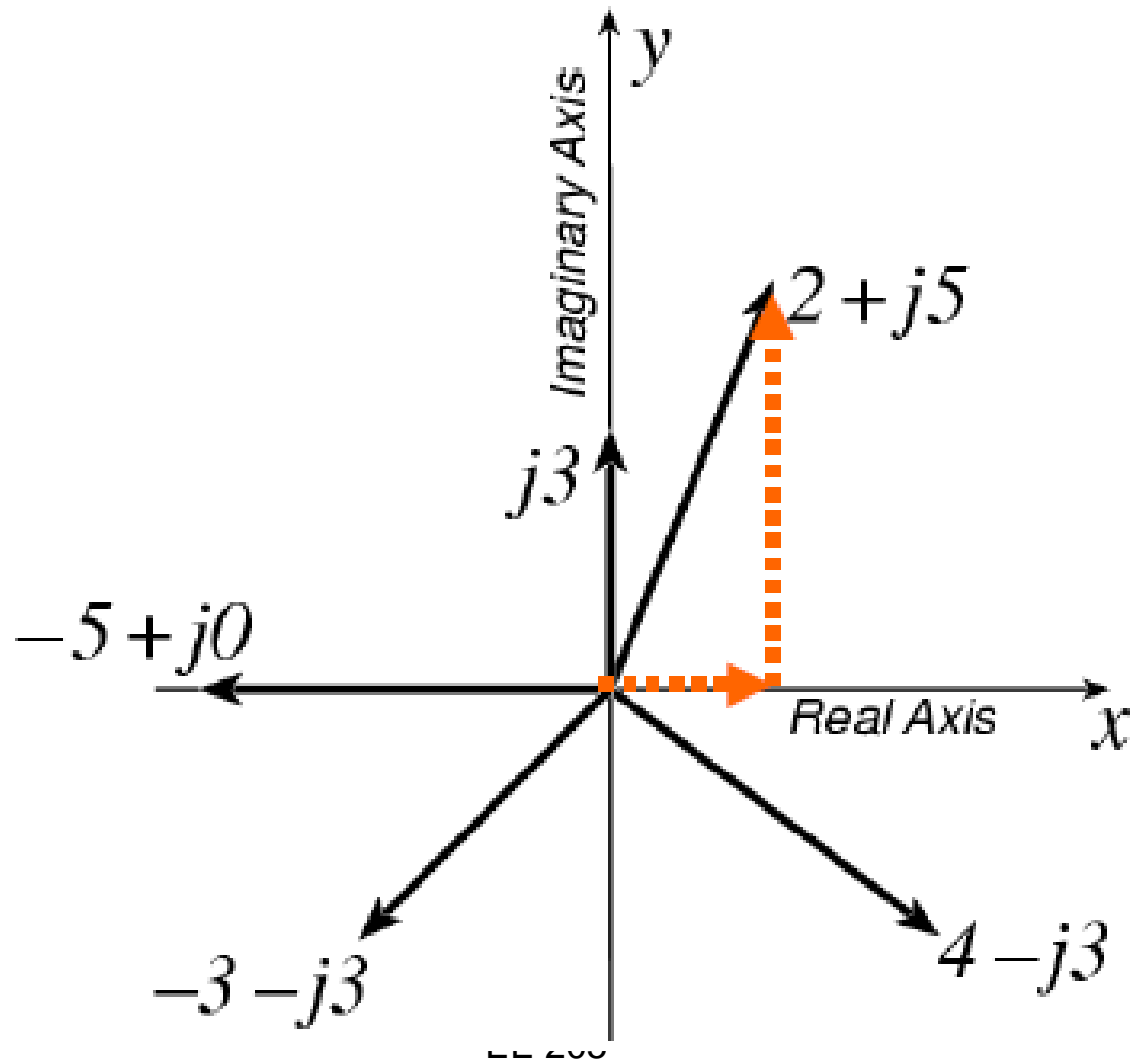
COMPLEX NUMBERS

- To solve: $z^2 = -1$
 - $z = j$
 - Math and Physics use $z = i$
- Complex number: $z = x + j y$

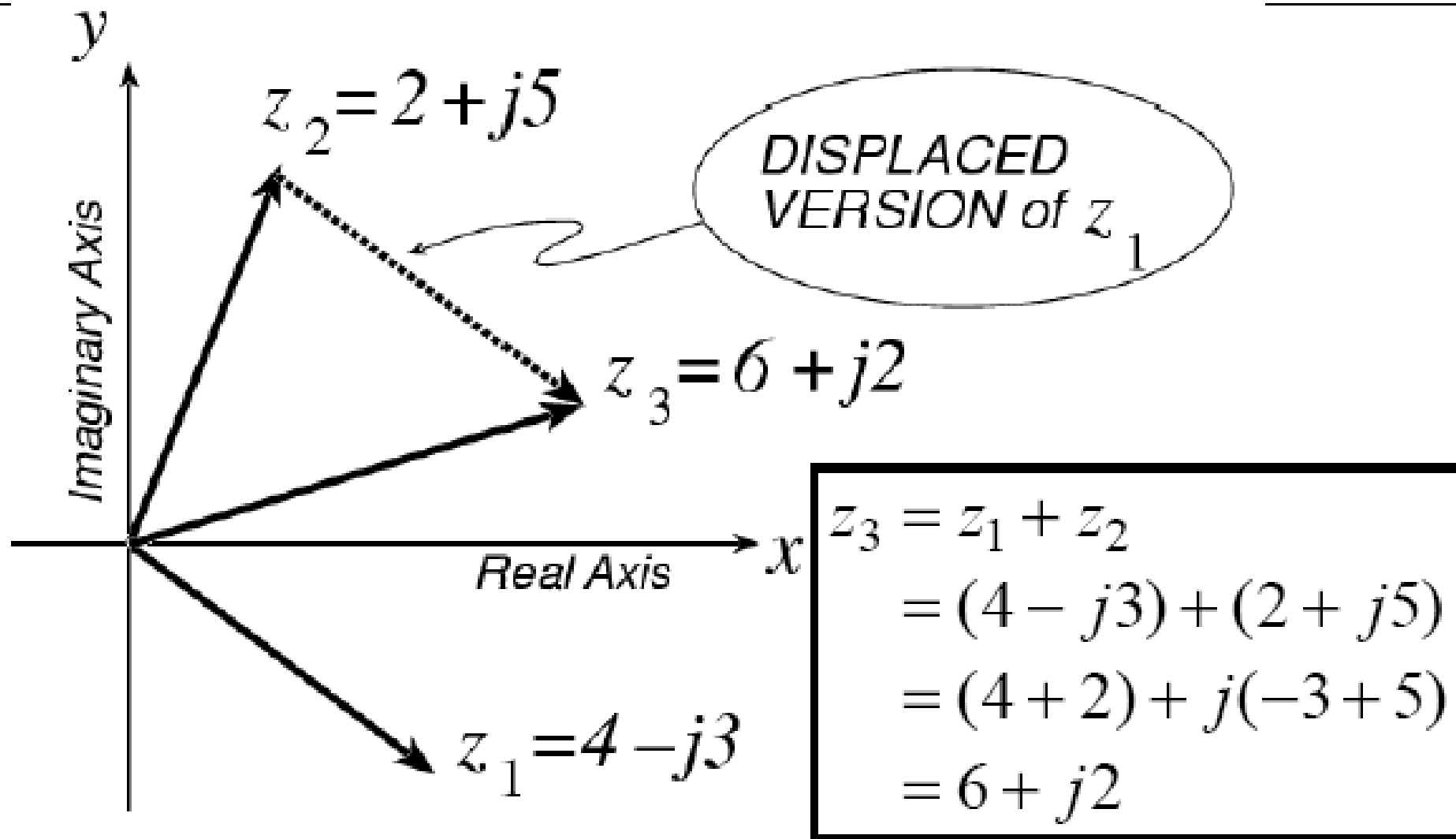


Cartesian
coordinate
system

PLOT COMPLEX NUMBERS



COMPLEX ADDITION = VECTOR Addition



*** POLAR FORM ***

- Vector Form

- Length = 1

- Angle = θ

- Common Values

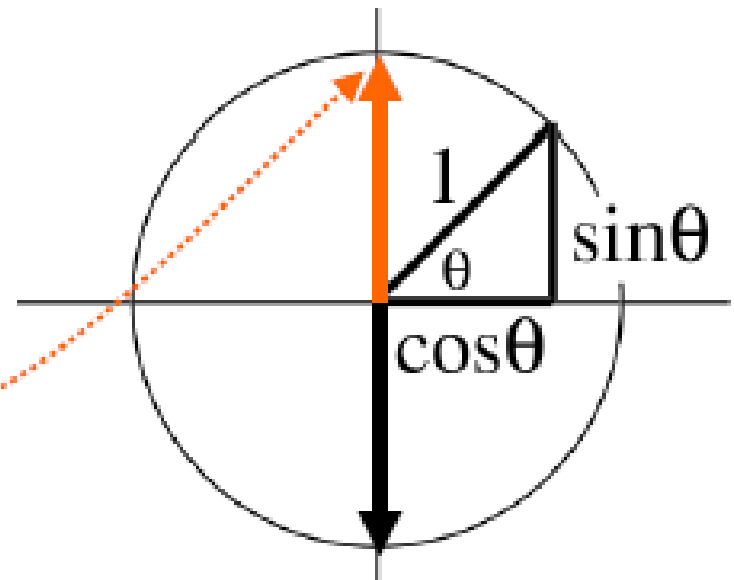
- j has angle of 0.5π

- -1 has angle of π

- $-j$ has angle of 1.5π

- also, angle of $-j$ could be $-0.5\pi = 1.5\pi - 2\pi$

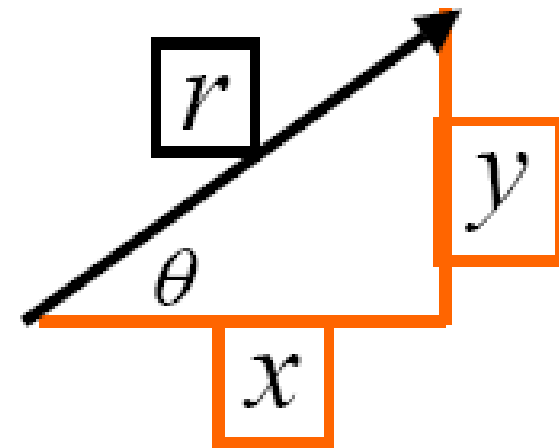
- because the PHASE is **AMBIGUOUS**



POLAR \leftrightarrow RECTANGULAR

- Relate (x,y) to (r,θ)

$$r^2 = x^2 + y^2$$
$$\theta = \text{Tan}^{-1}\left(\frac{y}{x}\right)$$



Most calculators do
Polar-Rectangular

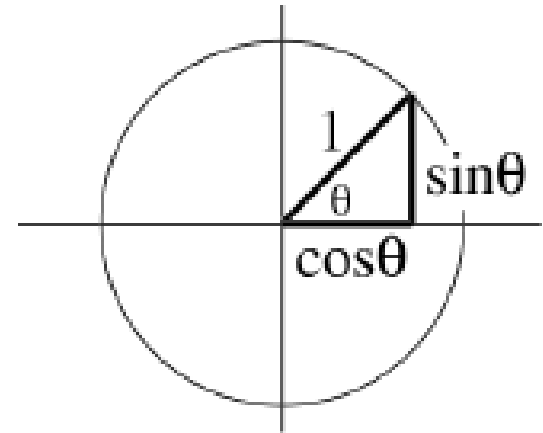
$$x = r \cos \theta$$
$$y = r \sin \theta$$

Need a notation for POLAR FORM

Euler's FORMULA

- Complex Exponential

- Real part is cosine
- Imaginary part is sine
- Magnitude is one



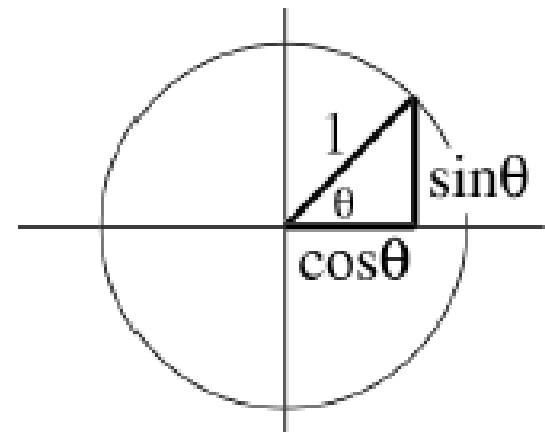
$$e^{j\theta} = \cos(\theta) + j \sin(\theta)$$

$$re^{j\theta} = r \cos(\theta) + jr \sin(\theta)$$

COMPLEX EXPONENTIAL

$$e^{j\omega t} = \cos(\omega t) + j \sin(\omega t)$$

- Interpret this as a **Rotating Vector**
 - $\theta = \omega t$
 - Angle changes vs. time
 - ex: $\omega = 20\pi$ rad/s
 - Rotates 0.2π in 0.01 secs



$$e^{j\theta} = \cos(\theta) + j \sin(\theta)$$

cos = REAL PART

Real Part of Euler's

$$\cos(\omega t) = \Re\{e^{j\omega t}\}$$

General Sinusoid

$$x(t) = A \cos(\omega t + \varphi)$$

So,

$$\begin{aligned} A \cos(\omega t + \varphi) &= \Re\{Ae^{j(\omega t + \varphi)}\} \\ &= \Re\{Ae^{j\varphi} e^{j\omega t}\} \end{aligned}$$

REAL PART EXAMPLE

$$A \cos(\omega t + \varphi) = \Re\{Ae^{j\varphi} e^{j\omega t}\}$$

Evaluate:

$$x(t) = \Re\{-3je^{j\omega t}\}$$

Answer:

$$\begin{aligned} x(t) &= \Re\{(-3j)e^{j\omega t}\} \\ &= \Re\{3e^{-j0.5\pi} e^{j\omega t}\} = 3 \cos(\omega t - 0.5\pi) \end{aligned}$$

COMPLEX AMPLITUDE

General Sinusoid

$$x(t) = A \cos(\omega t + \varphi) = \Re\{Ae^{j\varphi} e^{j\omega t}\}$$

Complex AMPLITUDE = X

$$z(t) = Xe^{j\omega t} \quad X = Ae^{j\varphi}$$

Then, any Sinusoid = REAL PART of $Xe^{j\omega t}$

$$x(t) = \Re\{Xe^{j\omega t}\} = \Re\{Ae^{j\varphi} e^{j\omega t}\}$$

AVOID Trigonometry

- Algebra, even complex, is **EASIER** !!!
- Can you recall $\cos(\theta_1 + \theta_2)$?
- Use: real part of $e^{j(\theta_1 + \theta_2)} = \cos(\theta_1 + \theta_2)$

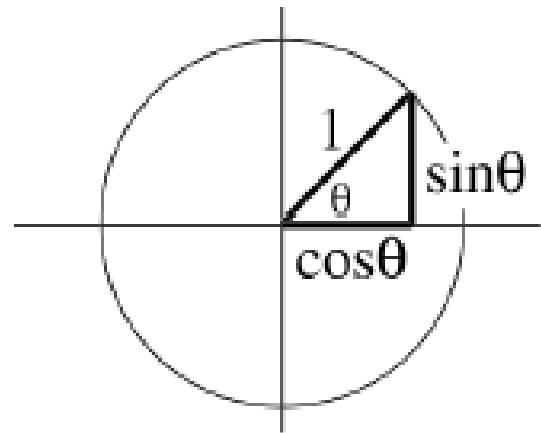
$$e^{j(\theta_1 + \theta_2)} = e^{j\theta_1} e^{j\theta_2}$$

$$= (\cos \theta_1 + j \sin \theta_1)(\cos \theta_2 + j \sin \theta_2)$$

$$= (\cos \theta_1 \cos \theta_2 - \sin \theta_1 \sin \theta_2) + j(\dots)$$

Euler's FORMULA

- Complex Exponential
 - Real part is cosine
 - Imaginary part is sine
 - Magnitude is one

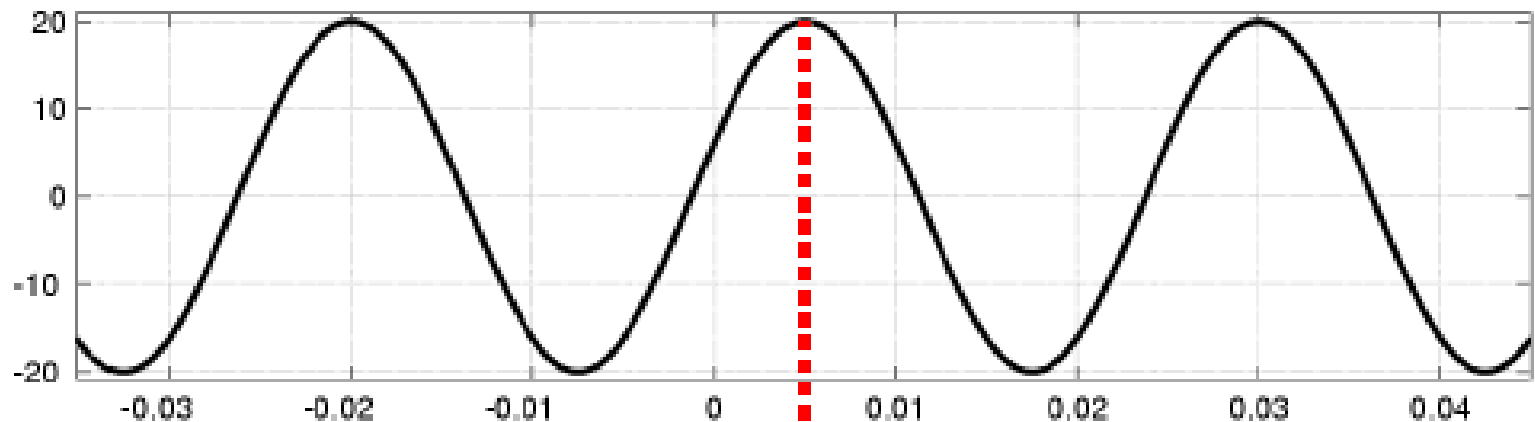


$$e^{j\theta} = \cos(\theta) + j \sin(\theta)$$

$$e^{j\omega t} = \cos(\omega t) + j \sin(\omega t)$$

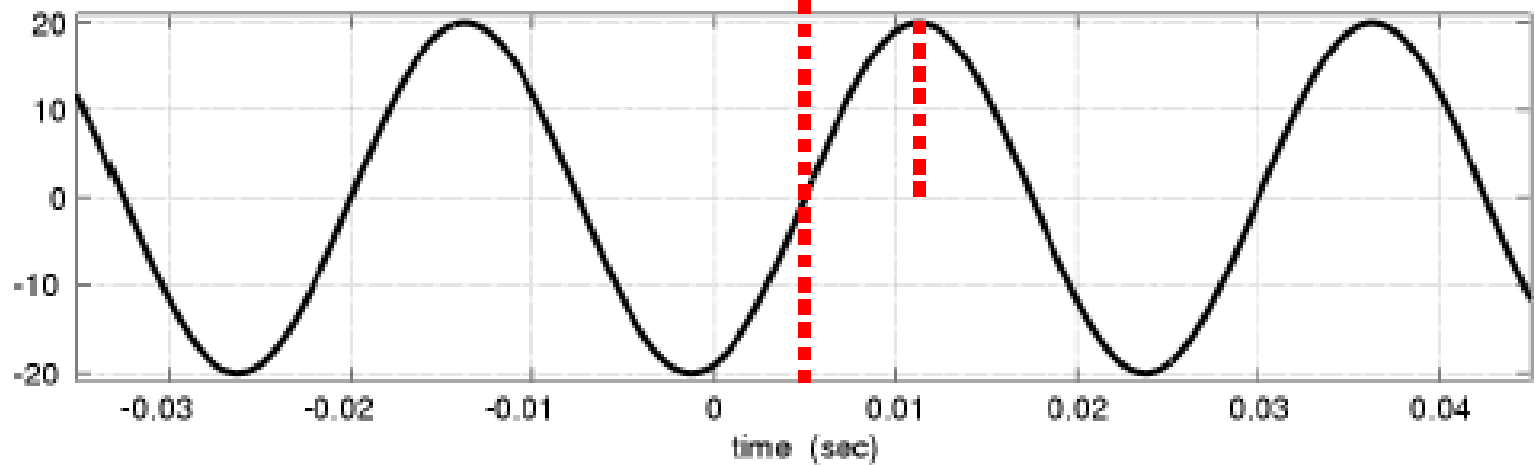
Real & Imaginary Part Plots

Real Part of Complex Exponential Signal



PHASE DIFFERENCE = $\pi/2$

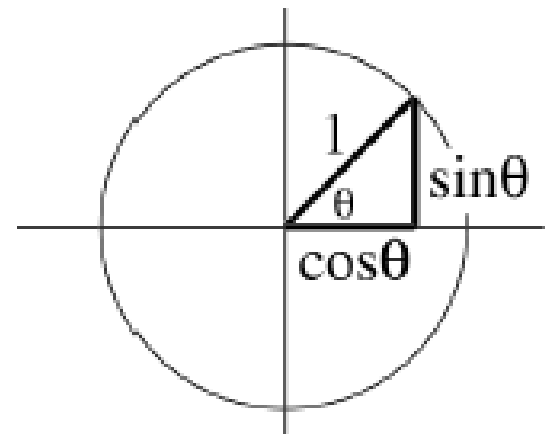
Imaginary Part of Complex Exponential Signal



COMPLEX EXPONENTIAL

$$e^{j\omega t} = \cos(\omega t) + j \sin(\omega t)$$

- Interpret this as a **Rotating Vector**
 - $\theta = \omega t$
 - Angle changes vs. time
 - ex: $\omega = 20\pi$ rad/s
 - Rotates 0.2π in 0.01 secs



$$e^{j\theta} = \cos(\theta) + j \sin(\theta)$$

Cos = REAL PART


Real Part of Euler's

$$\cos(\omega t) = \Re\{e^{j\omega t}\}$$

General Sinusoid

$$x(t) = A \cos(\omega t + \varphi)$$

So,

$$\begin{aligned} A \cos(\omega t + \varphi) &= \Re\{Ae^{j(\omega t + \varphi)}\} \\ &= \Re\{Ae^{j\varphi}e^{j\omega t}\} \end{aligned}$$


COMPLEX AMPLITUDE

General Sinusoid

$$x(t) = A \cos(\omega t + \varphi) = \Re\{Ae^{j\varphi}e^{j\omega t}\}$$

Sinusoid = REAL PART of $(Ae^{j\varphi})e^{j\omega t}$

$$x(t) = \Re\{Xe^{j\omega t}\} = \Re\{z(t)\}$$

Complex AMPLITUDE = X

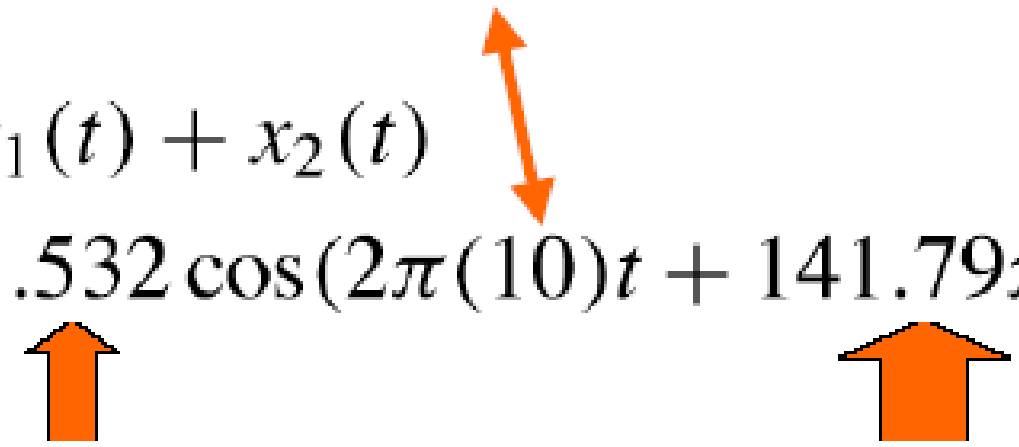
$$z(t) = Xe^{j\omega t} \quad X = Ae^{j\varphi}$$

WANT to ADD SINUSOIDS

- ALL SINUSOIDS have **SAME** FREQUENCY
- HOW to GET **{Amp,Phase}** of RESULT ?

$$x_1(t) = 1.7 \cos(2\pi(10)t + 70\pi/180)$$

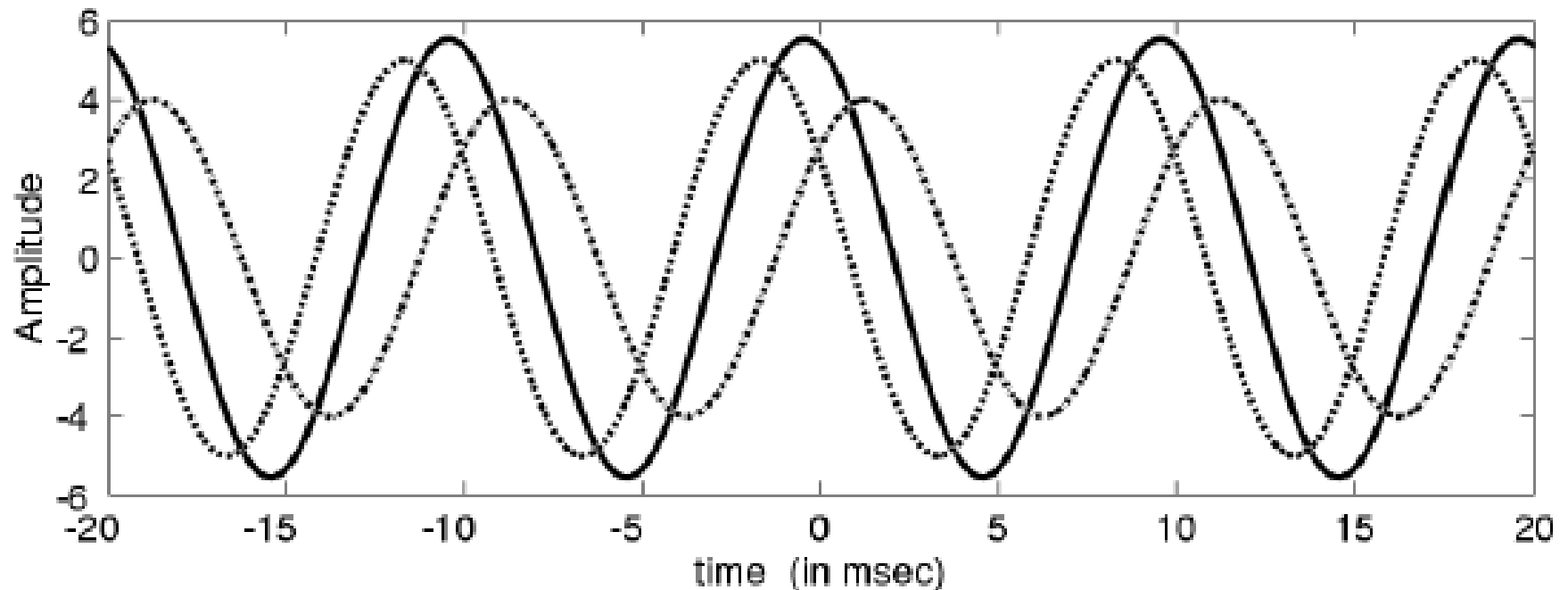
$$x_2(t) = 1.9 \cos(2\pi(10)t + 200\pi/180)$$

$$x_3(t) = x_1(t) + x_2(t)$$
$$= 1.532 \cos(2\pi(10)t + 141.79\pi/180)$$


ADD SINUSOIDS

- Sum Sinusoid has **SAME** Frequency

Two Cosine Waves and Their Sum



PHASOR ADDITION RULE

$$x(t) = \sum_{k=1}^N A_k \cos(\omega_0 t + \phi_k)$$

$$= A \cos(\omega_0 t + \phi)$$

Get the new complex amplitude by complex addition

$$\sum_{k=1}^N A_k e^{j\phi_k} = A e^{j\phi}$$

Phasor Addition Proof

$$\begin{aligned}\sum_{k=1}^N A_k \cos(\omega_0 t + \phi_k) &= \sum_{k=1}^N \Re e \left\{ A_k e^{j(\omega_0 t + \phi_k)} \right\} \\ &= \Re e \left\{ \sum_{k=1}^N A_k e^{j\phi_k} e^{j\omega_0 t} \right\} \\ &= \Re e \left\{ \left(\sum_{k=1}^N A_k e^{j\phi_k} \right) e^{j\omega_0 t} \right\} \\ &= \Re e \left\{ (A e^{j\phi}) e^{j\omega_0 t} \right\} = A \cos(\omega_0 t + \phi)\end{aligned}$$

Phasor Add: Numerical

- Convert Polar to Cartesian

- $X_1 = 0.5814 + j1.597$

- $X_2 = -1.785 - j0.6498$

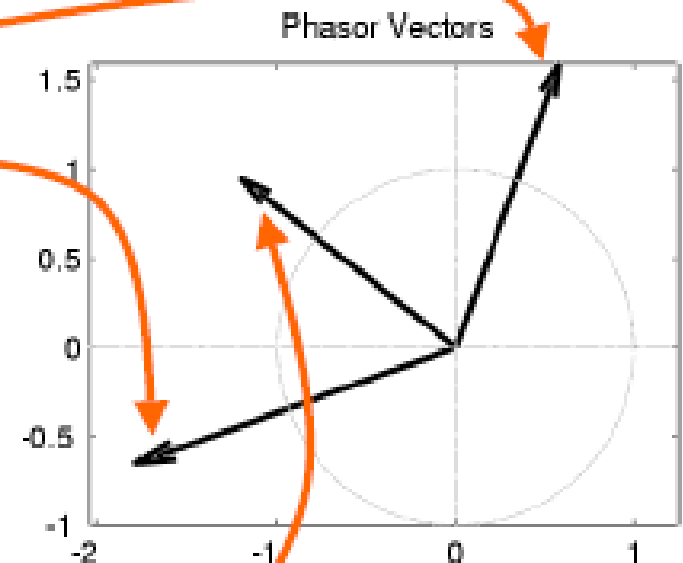
- sum =

- $X_3 = -1.204 + j0.9476$

- Convert back to Polar

- $X_3 = 1.532$ at angle $141.79\pi/180$

- This is the sum



ADD SINUSOIDS

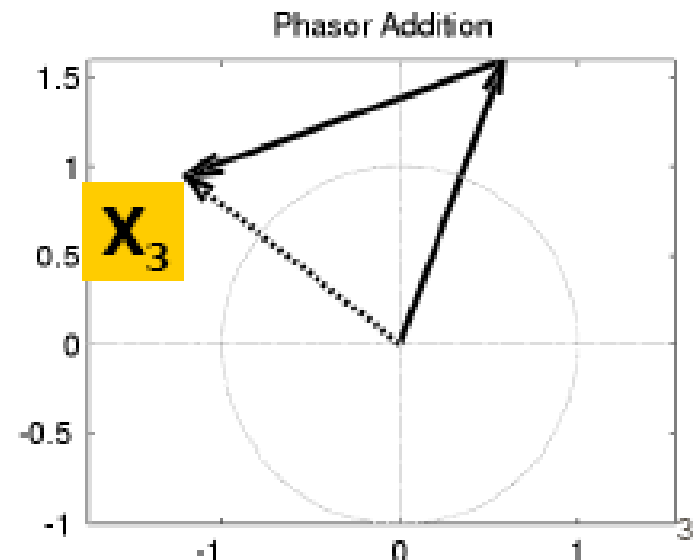
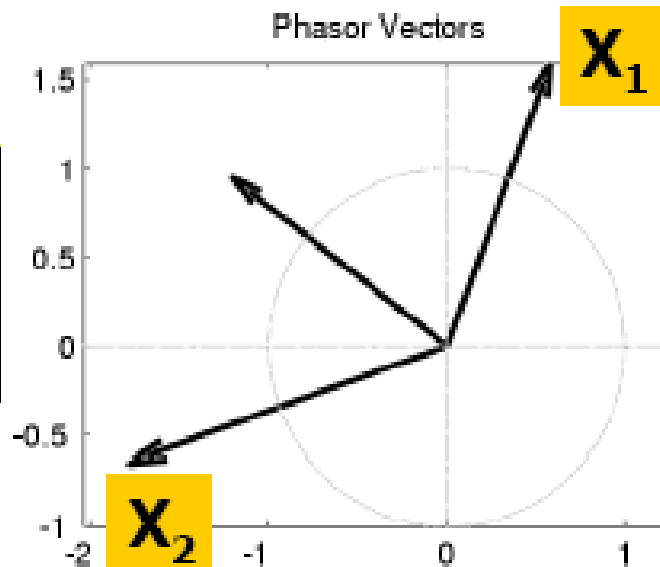
$$x_1(t) = 1.7 \cos(2\pi(10)t + 70\pi/180)$$

$$x_2(t) = 1.9 \cos(2\pi(10)t + 200\pi/180)$$

$$x_3(t) = x_1(t) + x_2(t)$$

$$= 1.532 \cos(2\pi(10)t + 141.79\pi/180)$$

**VECTOR
(PHASOR)
ADD**



Euler's Formula Reversed

- Solve for **cosine** (or sine)

$$e^{j\omega t} = \cos(\omega t) + j \sin(\omega t)$$

$$e^{-j\omega t} = \cos(-\omega t) + j \sin(-\omega t)$$

$$e^{-j\omega t} = \cos(\omega t) - j \sin(\omega t)$$

$$e^{j\omega t} + e^{-j\omega t} = 2 \cos(\omega t)$$

$$\cos(\omega t) = \frac{1}{2} (e^{j\omega t} + e^{-j\omega t})$$

INVERSE Euler's Formula

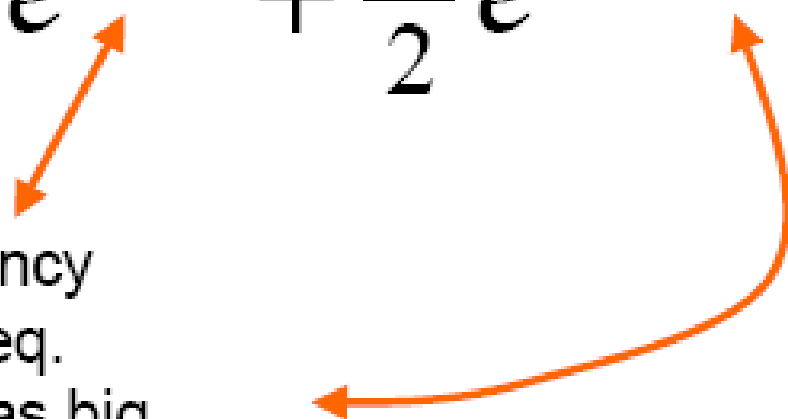
- Solve for **cosine** (or sine)

$$\cos(\omega t) = \frac{1}{2} (e^{j\omega t} + e^{-j\omega t})$$

$$\sin(\omega t) = \frac{1}{2j} (e^{j\omega t} - e^{-j\omega t})$$

SPECTRUM Interpretation

- Cosine = sum of 2 complex exponentials:

$$A \cos(7t) = \frac{A}{2} e^{j7t} + \frac{A}{2} e^{-j7t}$$


One has a positive frequency
The other has **negative** freq.
Amplitude of each is half as big

SPECTRUM of SINE

- Sine = sum of 2 complex exponentials:

$$A \sin(7t) = \frac{A}{2j} e^{j7t} - \frac{A}{2j} e^{-j7t}$$

$$= \frac{1}{2} A e^{-j0.5\pi} e^{j7t} + \frac{1}{2} A e^{j0.5\pi} e^{-j7t}$$

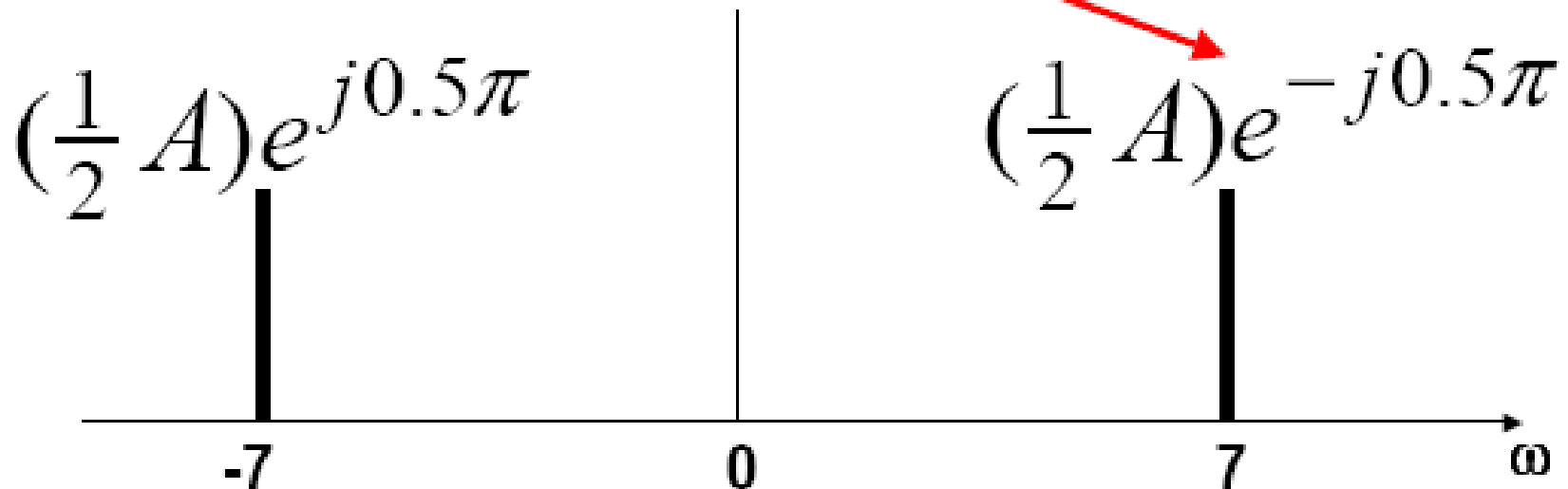
$$\frac{-1}{j} = j = e^{j0.5\pi}$$

- Positive freq. has phase = -0.5π
- Negative freq. has phase = $+0.5\pi$

GRAPHICAL SPECTRUM

EXAMPLE of SINE

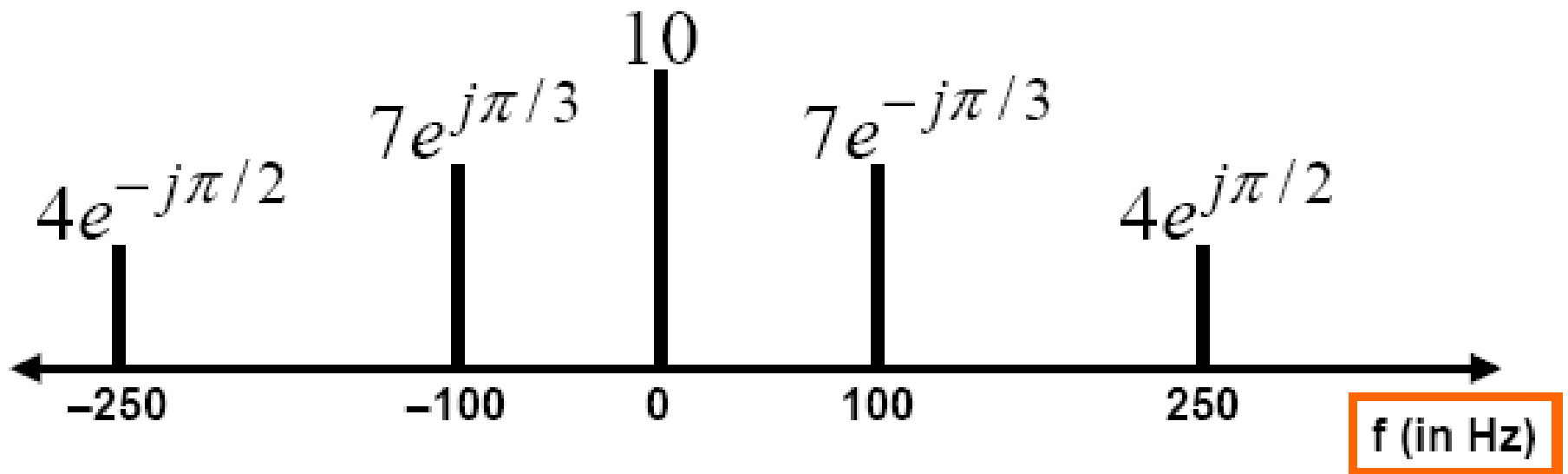
$$A \sin(7t) = \frac{1}{2} A e^{-j0.5\pi} e^{j7t} + \frac{1}{2} A e^{j0.5\pi} e^{-j7t}$$



AMPLITUDE, PHASE & FREQUENCY are shown


SPECTRUM \rightarrow SINUSOID

- Add the spectrum components:



What is the formula for the signal $x(t)$?

Gather (\mathbf{A}, ω, ϕ) information

- | | |
|----------------|---------------------|
| ■ Frequencies: | ■ Amplitude & Phase |
| ■ -250 Hz | ■ 4 $-\pi/2$ |
| ■ -100 Hz | ■ 7 $+\pi/3$ |
| ■ 0 Hz | ■ 10 0 |
| ■ 100 Hz | ■ 7 $-\pi/3$ |
| ■ 250 Hz | ■ 4 $+\pi/2$ |
- 

Note the **conjugate phase**

DC is another name for zero-freq component

DC component always has $\phi=0$ or π (for real $\mathbf{x}(t)$)

Add Spectrum Components-1

- Frequencies:

- -250 Hz
- -100 Hz
- 0 Hz
- 100 Hz
- 250 Hz

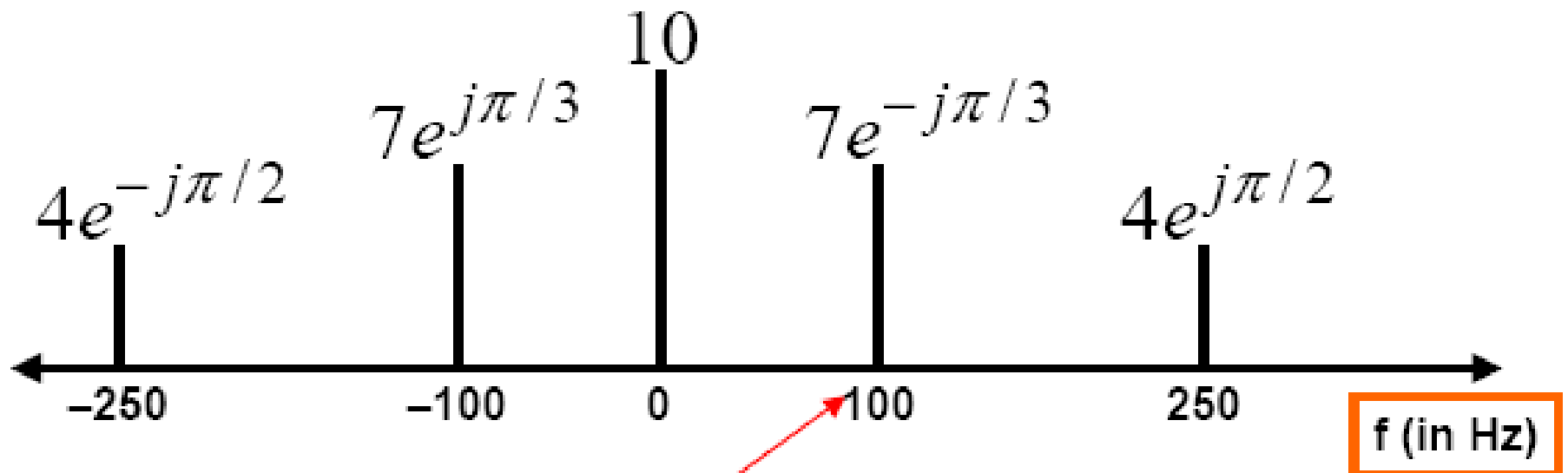
- Amplitude & Phase

- 4 $-\pi/2$
- 7 $+\pi/3$
- 10 0
- 7 $-\pi/3$
- 4 $+\pi/2$



$$x(t) = 10 + 7e^{-j\pi/3}e^{j2\pi(100)t} + 7e^{j\pi/3}e^{-j2\pi(100)t} + 4e^{j\pi/2}e^{j2\pi(250)t} + 4e^{-j\pi/2}e^{-j2\pi(250)t}$$

Add Spectrum Components-2



$$x(t) = 10 +$$

$$7e^{-j\pi/3} e^{j2\pi(100)t} + 7e^{j\pi/3} e^{-j2\pi(100)t}$$

$$4e^{j\pi/2} e^{j2\pi(250)t} + 4e^{-j\pi/2} e^{-j2\pi(250)t}$$

Simplify Components

$$x(t) = 10 + 7e^{-j\pi/3} e^{j2\pi(100)t} + 7e^{j\pi/3} e^{-j2\pi(100)t} + 4e^{j\pi/2} e^{j2\pi(250)t} + 4e^{-j\pi/2} e^{-j2\pi(250)t}$$


Use Euler's Formula to get **REAL** sinusoids:

$$A \cos(\omega t + \varphi) = \frac{1}{2} A e^{j\varphi} e^{j\omega t} + \frac{1}{2} A e^{-j\varphi} e^{-j\omega t}$$

FINAL ANSWER

$$x(t) = 10 + 14 \cos(2\pi(100)t - \pi/3) + 8 \cos(2\pi(250)t + \pi/2)$$

So, we get the general form:

$$x(t) = A_0 + \sum_{k=1}^N A_k \cos(2\pi f_k t + \varphi_k)$$


Summary: GENERAL FORM

$$x(t) = A_0 + \sum_{k=1}^N A_k \cos(2\pi f_k t + \varphi_k)$$

$$x(t) = X_0 + \sum_{k=1}^N \Re\{X_k e^{j2\pi f_k t}\}$$

$$\Re\{z\} = \frac{1}{2}z + \frac{1}{2}z^*$$

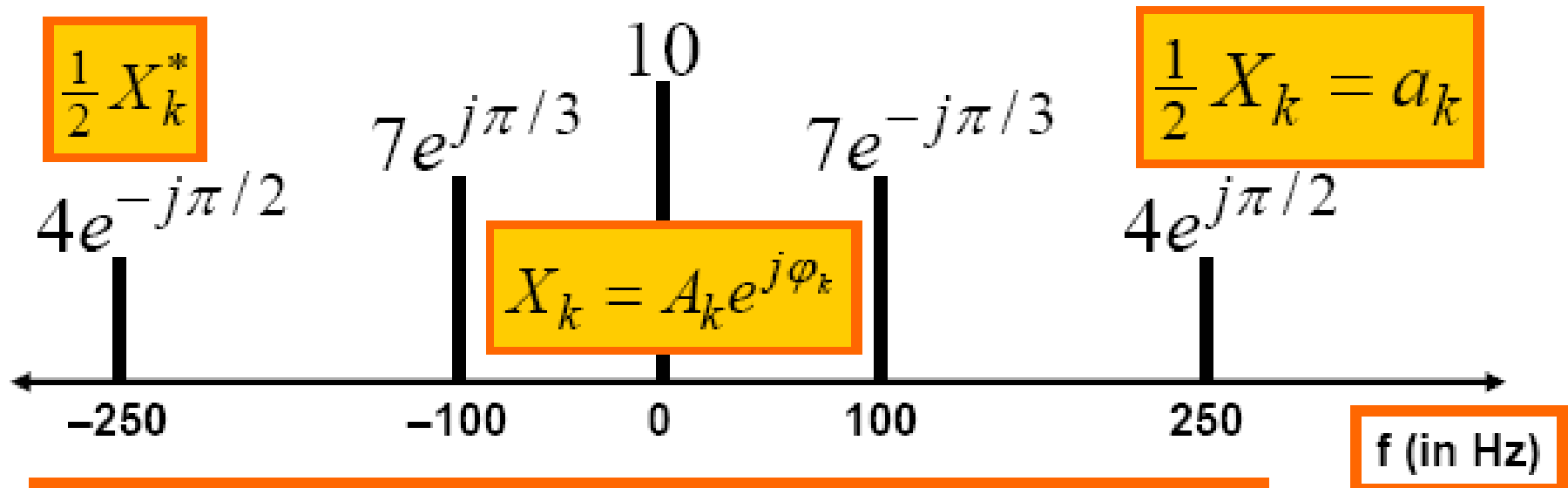
$$X_k = A_k e^{j\varphi_k}$$

Frequency = f_k

$$x(t) = X_0 + \sum_{k=1}^N \left\{ \frac{1}{2} X_k e^{j2\pi f_k t} + \frac{1}{2} X_k^* e^{-j2\pi f_k t} \right\}$$

SPECTRUM DIAGRAM

- Recall Complex Amplitude vs. Freq



$$x(t) = 10 + 14 \cos(2\pi(100)t - \pi/3) + 8 \cos(2\pi(250)t + \pi/2)$$

Lecture 7

Periodic Signals and Fourier Series

PERIODIC SIGNALS

- Repeat every T secs

- Definition

$$x(t) = x(t + T)$$

- Example:

$$x(t) = \cos^2(3t)$$

$$T = ?$$

$$T = \frac{2\pi}{3}$$

$$T = \frac{\pi}{3}$$

Period of Complex Exponential

$$x(t) = e^{j\omega t}$$

$$x(t + T) = x(t) ?$$

Definition: Period is T

$$\cancel{e^{j\omega(t+T)}} = \cancel{e^{j\omega t}}$$

$$e^{j2\pi k} = 1$$

$$\Rightarrow e^{j\omega T} = 1 \Rightarrow \omega T = 2\pi k$$

$$\omega = \frac{2\pi k}{T} = \left(\frac{2\pi}{T} \right) k = \omega_0 k$$

k = integer

Harmonic Signal Spectrum

Periodic signal can only have : $f_k = k f_0$

$$x(t) = A_0 + \sum_{k=1}^N A_k \cos(2\pi k f_0 t + \varphi_k)$$

$$X_k = A_k e^{j\varphi_k}$$

$$f_0 = \frac{1}{T}$$

$$x(t) = X_0 + \sum_{k=1}^N \left\{ \frac{1}{2} X_k e^{j2\pi k f_0 t} + \frac{1}{2} X_k^* e^{-j2\pi k f_0 t} \right\}$$

Define FUNDAMENTAL FREQ

$$x(t) = A_0 + \sum_{k=1}^N A_k \cos(2\pi k f_0 t + \varphi_k)$$

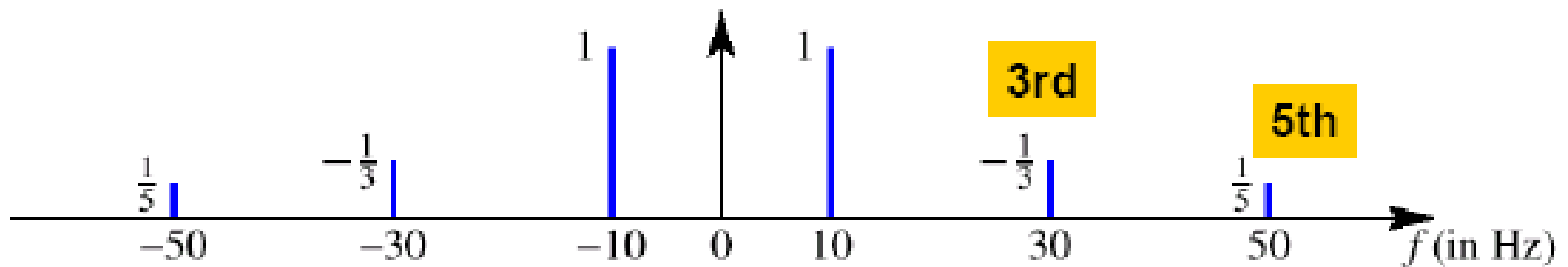
$$f_k = k f_0 \quad (\omega_0 = 2\pi f_0)$$

$$f_0 = \frac{1}{T_0}$$

f_0 = fundamental Frequency (largest)

T_0 = fundamental Period (shortest)

Harmonic Signal (3 Freqs)



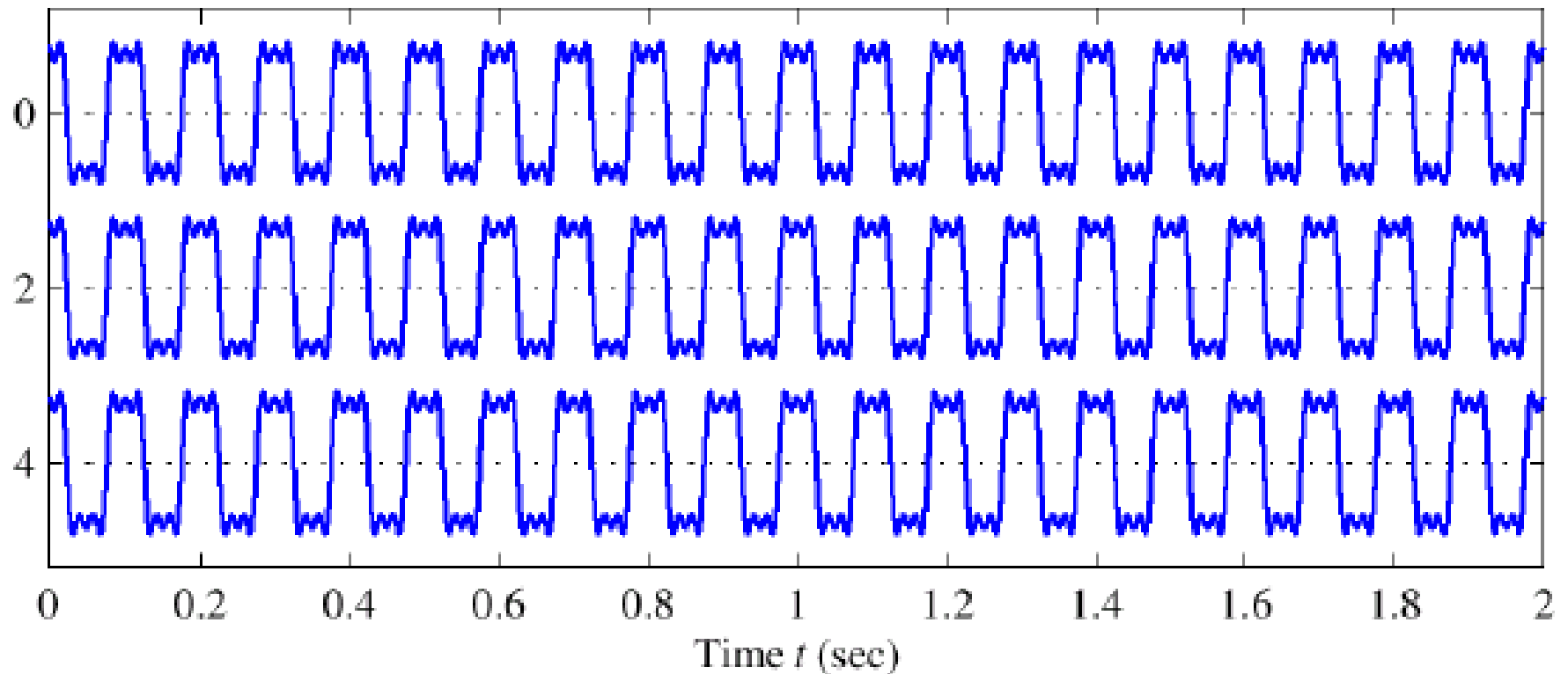
What is the fundamental frequency?

10 Hz

Harmonic Signal (3 Freqs)

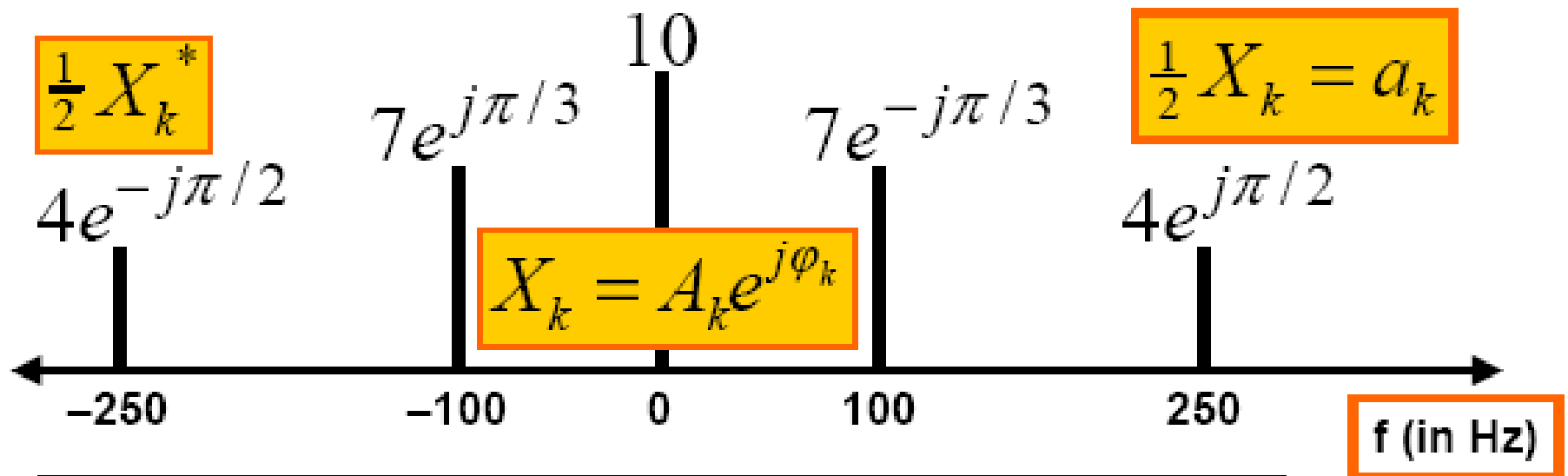
T=0.1

Sum of Cosine Waves with Harmonic Frequencies



SPECTRUM DIAGRAM

- Recall Complex Amplitude vs. Freq



$$x(t) = a_0 + \sum_{k=1}^N \left\{ a_k e^{j2\pi f_k t} + a_k^* e^{-j2\pi f_k t} \right\}$$

Harmonic Signal

$$x(t) = \sum_{k=-\infty}^{\infty} a_k e^{j2\pi k f_0 t}$$

PERIOD/FREQUENCY of COMPLEX EXPONENTIAL:

$$2\pi(f_0) = \omega_0 = \frac{2\pi}{T_0} \quad \text{or} \quad T_0 = \frac{1}{f_0}$$

Fourier Series Synthesis

$$x(t) = \sum_{k=-\infty}^{\infty} a_k e^{j2\pi k f_0 t}$$

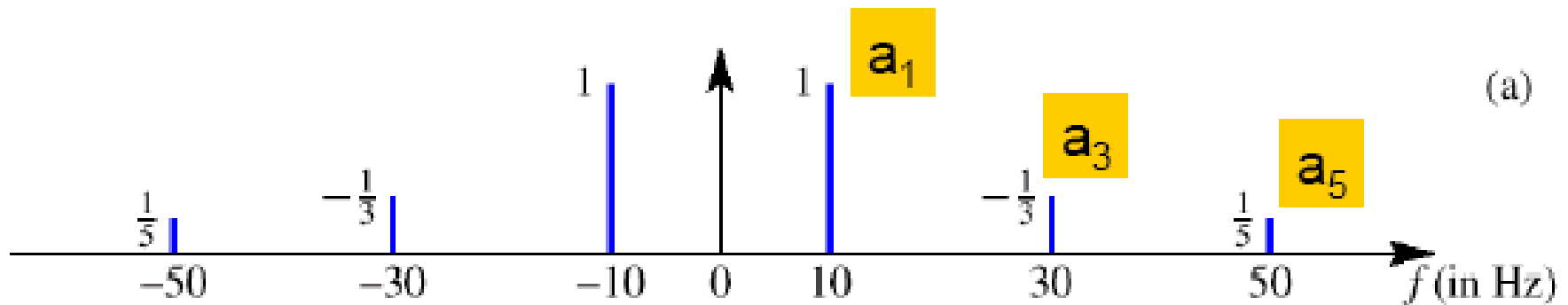
$$a_k = \frac{1}{2} X_k = \frac{1}{2} A_k e^{j\varphi_k}$$

$$x(t) = A_0 + \sum_{k=1}^N A_k \cos(2\pi k f_0 t + \varphi_k)$$

$$X_k = A_k e^{j\varphi_k}$$

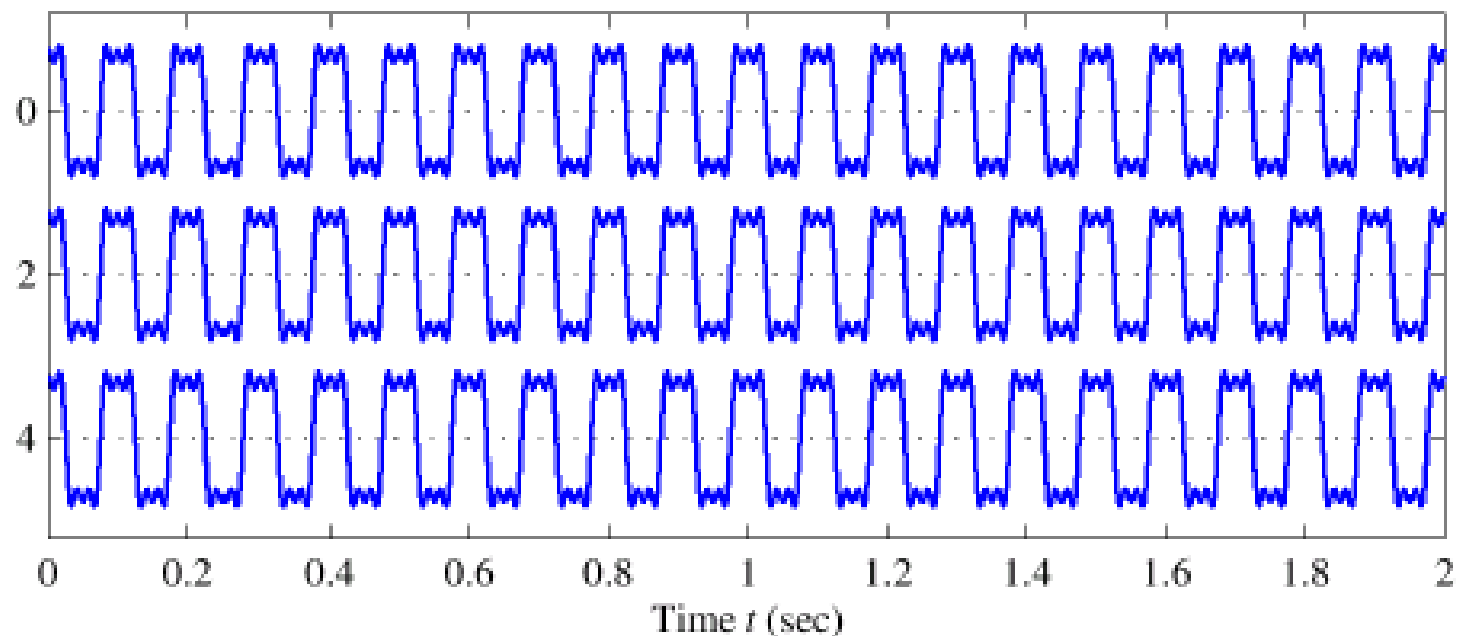
COMPLEX
AMPLITUDE

Harmonic Signal (3 Freqs)



Sum of Cosine Waves with Harmonic Frequencies

$T = 0.1$



STRATEGY: $x(t) \rightarrow a_k$

- ANALYSIS

- Get representation from the signal
- Works for PERIODIC Signals

- Fourier Series

- Answer is: an INTEGRAL over one period

$$a_k = \frac{1}{T_0} \int_0^{T_0} x(t) e^{-j\omega_0 k t} dt$$

INTEGRAL Property of exp(j)

- INTEGRATE over ONE PERIOD

$$\int_0^{T_0} e^{-j(2\pi/T_0)mt} dt = \frac{T_0}{-j2\pi m} e^{-j(2\pi/T_0)mt} \Big|_0^{T_0}$$
$$= \frac{T_0}{-j2\pi m} (e^{-j2\pi m} - 1)$$

$$\int_0^{T_0} e^{-j(2\pi/T_0)mt} dt = 0$$

$$m \neq 0$$

$$\omega_0 = \frac{2\pi}{T_0}$$

ORTHOGONALITY of $\exp(j)$

- PRODUCT of $\exp(+j)$ and $\exp(-j)$

$$\frac{1}{T_0} \int_0^{T_0} e^{j(2\pi/T_0)\ell t} e^{-j(2\pi/T_0)kt} dt = \begin{cases} 0 & k \neq \ell \\ 1 & k = \ell \end{cases}$$

$$\frac{1}{T_0} \int_0^{T_0} e^{j(2\pi/T_0)(\ell-k)t} dt$$

Isolate One FS Coefficient

$$x(t) = \sum_{k=-\infty}^{\infty} a_k e^{j(2\pi/T_0)kt}$$

$$\frac{1}{T_0} \int_0^{T_0} x(t) e^{-j(2\pi/T_0)\ell t} dt = \frac{1}{T_0} \int_0^{T_0} \left(\sum_{k=-\infty}^{\infty} a_k e^{j(2\pi/T_0)kt} \right) e^{-j(2\pi/T_0)\ell t} dt$$

$$\frac{1}{T_0} \int_0^{T_0} x(t) e^{-j(2\pi/T_0)\ell t} dt = \sum_{k=-\infty}^{\infty} a_k \left(\frac{1}{T_0} \int_0^{T_0} e^{j(2\pi/T_0)kt} e^{-j(2\pi/T_0)\ell t} dt \right) = a_\ell$$

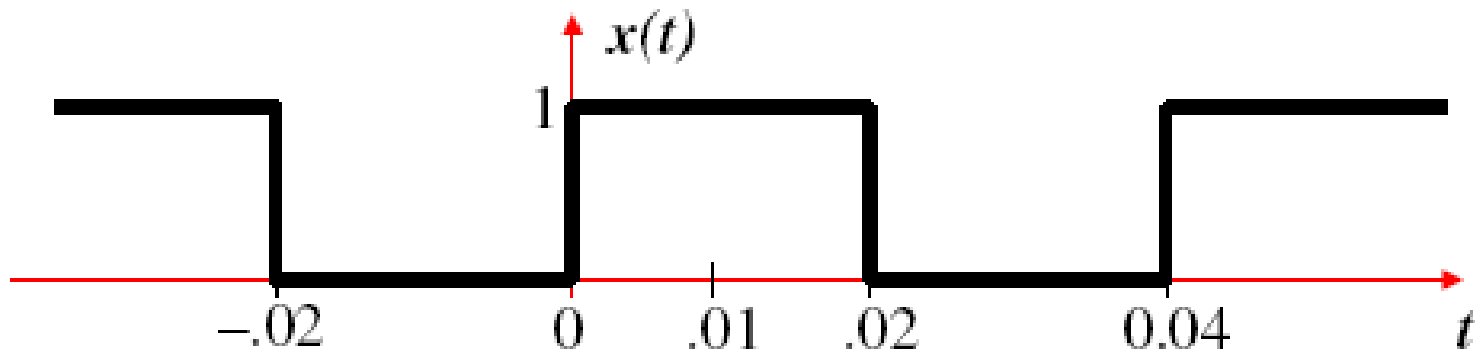
$$\Rightarrow a_k = \frac{1}{T_0} \int_0^{T_0} x(t) e^{-j(2\pi/T_0)kt} dt$$

Integral is zero
except for $k = \ell$

SQUARE WAVE EXAMPLE

$$x(t) = \begin{cases} 1 & 0 \leq t < \frac{1}{2} T_0 \\ 0 & \frac{1}{2} T_0 \leq t < T_0 \end{cases}$$

for $T_0 = 0.04$ sec.



FS for a SQUARE WAVE $\{a_k\}$

$$a_k = \frac{1}{T_0} \int_0^{T_0} x(t) e^{-j(2\pi/T_0)kt} dt \quad (k \neq 0)$$

$$a_k = \frac{1}{.04} \int_0^{.02} 1 e^{-j(2\pi/.04)kt} dt = \frac{1}{.04(-j2\pi k/.04)} e^{-j(2\pi/.04)kt} \Big|_0^{.02}$$

$$= \frac{1}{(-j2\pi k)} (e^{-j(\pi)k} - 1) = \frac{1 - (-1)^k}{j2\pi k}$$

DC Coefficient: a_0

$$a_k = \frac{1}{T_0} \int_0^{T_0} x(t) e^{-j(2\pi/T_0)kt} dt \quad (k = 0)$$

$$a_0 = \frac{1}{T_0} \int_0^{T_0} x(t) dt = \frac{1}{T_0} (\text{Area})$$

$$a_0 = \frac{1}{.04} \int_0^{.02} 1 dt = \frac{1}{.04} (.02 - 0) = \frac{1}{2}$$

Fourier Coefficients a_k

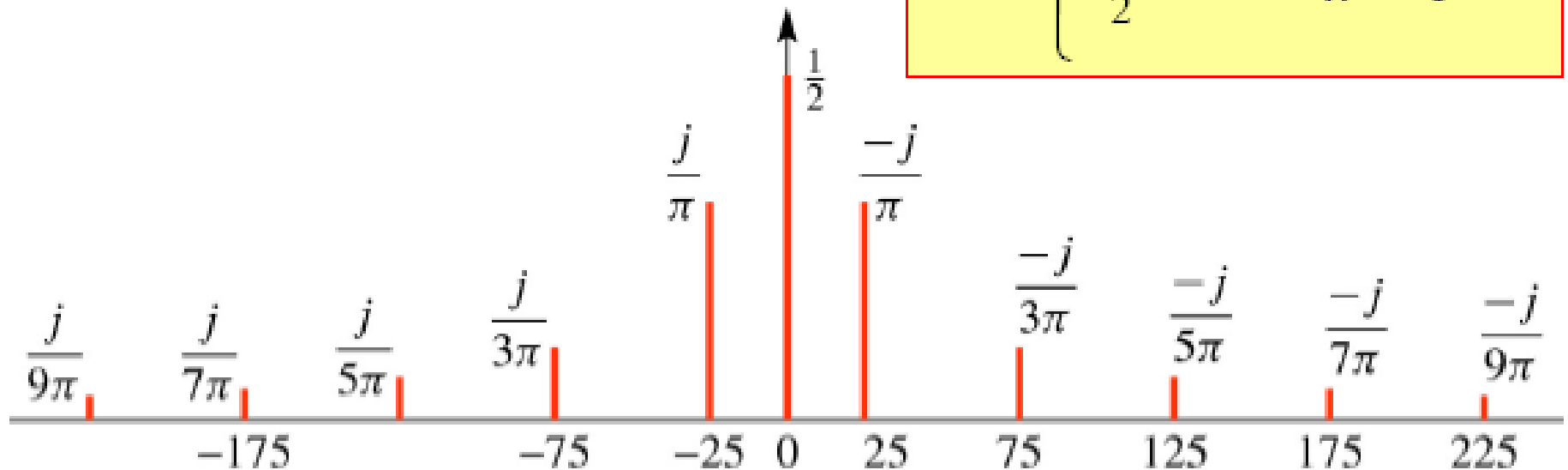
- a_k is a function of k
 - Complex Amplitude for k -th Harmonic
 - This one doesn't depend on the period, T_0

$$a_k = \frac{1 - (-1)^k}{j2\pi k} = \begin{cases} \frac{1}{j\pi k} & k = \pm 1, \pm 3, \dots \\ 0 & k = \pm 2, \pm 4, \dots \\ \frac{1}{2} & k = 0 \end{cases}$$

Spectrum from Fourier Series

$$\omega_0 = 2\pi / (0.04) = 2\pi(25)$$

$$a_k = \begin{cases} \frac{-j}{\pi k} & k = \pm 1, \pm 3, \dots \\ 0 & k = \pm 2, \pm 4, \dots \\ \frac{1}{2} & k = 0 \end{cases}$$



Fourier Series Integral

- HOW do you determine a_k from $x(t)$?

$$a_k = \frac{1}{T_0} \int_0^{T_0} x(t) e^{-j(2\pi/T_0)kt} dt$$

Fundamental Frequency $f_0 = 1/T_0$

$a_{-k} = a_k^*$ when $x(t)$ is real

$$a_0 = \frac{1}{T_0} \int_0^{T_0} x(t) dt \quad (\text{DC component})$$

Harmonic Signal

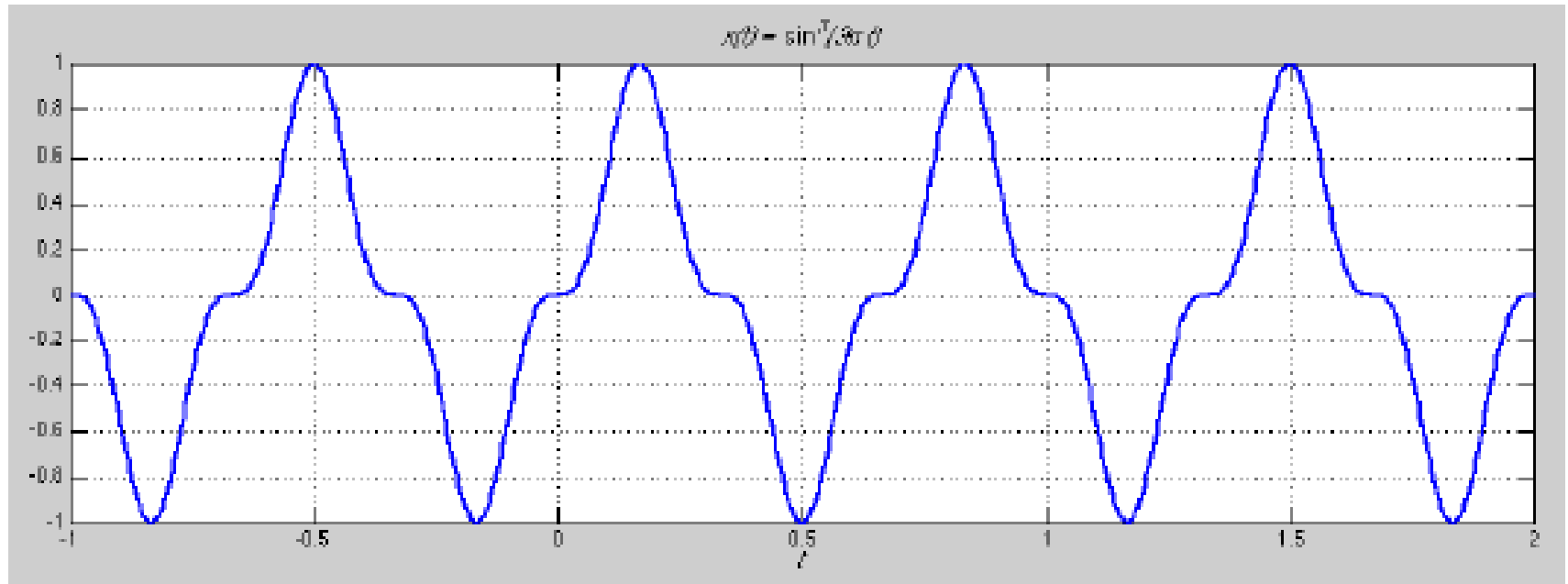
$$x(t) = \sum_{k=-\infty}^{\infty} a_k e^{j2\pi k f_0 t}$$

PERIOD/FREQUENCY of COMPLEX EXPONENTIAL:

$$2\pi(f_0) = \omega_0 = \frac{2\pi}{T_0} \quad \text{or} \quad T_0 = \frac{1}{f_0}$$

Example

$$x(t) = \sin^3(3\pi t)$$



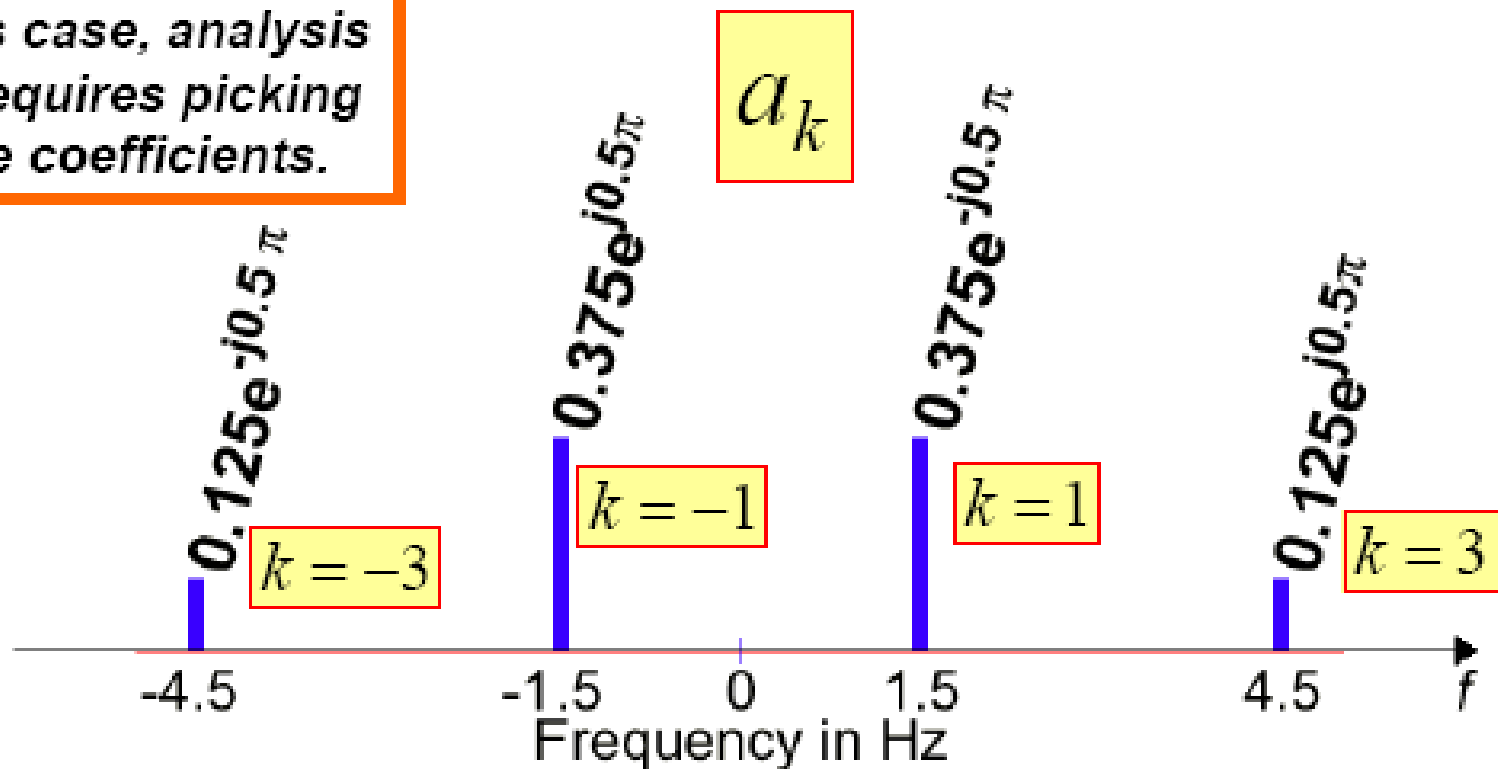
$$x(t) = \left(\frac{j}{8}\right)e^{j9\pi t} + \left(\frac{-3j}{8}\right)e^{j3\pi t} + \left(\frac{3j}{8}\right)e^{-j3\pi t} + \left(\frac{-j}{8}\right)e^{-j9\pi t}$$

Example

$$x(t) = \sin^3(3\pi t)$$

$$x(t) = \left(\frac{j}{8}\right)e^{j9\pi t} + \left(\frac{-3j}{8}\right)e^{j3\pi t} + \left(\frac{3j}{8}\right)e^{-j3\pi t} + \left(\frac{-j}{8}\right)e^{-j9\pi t}$$

In this case, analysis just requires picking off the coefficients.



STRATEGY: $x(t) \rightarrow a_k$

- ANALYSIS

- Get representation from the signal
- Works for PERIODIC Signals

- Fourier Series

- Answer is: an INTEGRAL over one period

$$a_k = \frac{1}{T_0} \int_0^{T_0} x(t) e^{-j\omega_0 k t} dt$$

FS: Rectified Sine Wave $\{a_k\}$

$$a_k = \frac{1}{T_0} \int_0^{T_0} x(t) e^{-j(2\pi/T_0)kt} dt \quad (k \neq \pm 1)$$

Half-Wave Rectified Sine

$$a_k = \frac{1}{T_0} \int_0^{T_0/2} \sin\left(\frac{2\pi}{T_0}t\right) e^{-j(2\pi/T_0)kt} dt$$



$$= \frac{1}{T_0} \int_0^{T_0/2} \frac{e^{j(2\pi/T_0)t} - e^{-j(2\pi/T_0)t}}{2j} e^{-j(2\pi/T_0)kt} dt$$

$$= \frac{1}{j2T_0} \int_0^{T_0/2} e^{-j(2\pi/T_0)(k-1)t} dt - \frac{1}{j2T_0} \int_0^{T_0/2} e^{-j(2\pi/T_0)(k+1)t} dt$$

$$= \frac{e^{-j(2\pi/T_0)(k-1)t}}{j2T_0(-j(2\pi/T_0)(k-1))} \Bigg|_0^{T_0/2} - \frac{e^{-j(2\pi/T_0)(k+1)t}}{j2T_0(-j(2\pi/T_0)(k+1))} \Bigg|_0^{T_0/2}$$

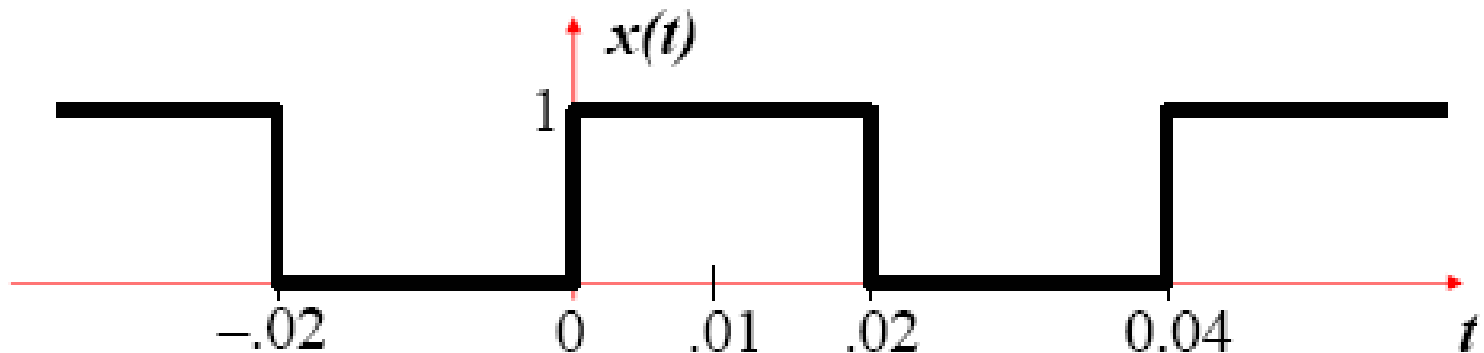
FS: Rectified Sine Wave $\{a_k\}$

$$\begin{aligned}
 a_k &= \frac{e^{-j(2\pi/T_0)(k-1)t}}{j2T_0(-j(2\pi/T_0)(k-1))} \Bigg|_0^{T_0/2} - \frac{e^{-j(2\pi/T_0)(k+1)t}}{j2T_0(-j(2\pi/T_0)(k+1))} \Bigg|_0^{T_0/2} \\
 &= \frac{1}{4\pi(k-1)} \left(e^{-j(2\pi/T_0)(k-1)T_0/2} - 1 \right) - \frac{1}{4\pi(k+1)} \left(e^{-j(2\pi/T_0)(k+1)T_0/2} - 1 \right) \\
 &= \frac{1}{4\pi(k-1)} \left(e^{-j\pi(k-1)} - 1 \right) - \frac{1}{4\pi(k+1)} \left(e^{-j\pi(k+1)} - 1 \right) \\
 &= \left(\frac{k+1-(k-1)}{4\pi(k^2-1)} \right) \left(-(-1)^k - 1 \right) = \begin{cases} 0 & k \text{ odd} \\ ? & k = \pm 1 \\ \frac{-1}{2\pi(k^2-1)} & k \text{ even} \end{cases}
 \end{aligned}$$

SQUARE WAVE EXAMPLE

$$x(t) = \begin{cases} 1 & 0 \leq t < \frac{1}{2}T_0 \\ 0 & \frac{1}{2}T_0 \leq t < T_0 \end{cases}$$

for $T_0 = 0.04$ sec.



Fourier Coefficients a_k

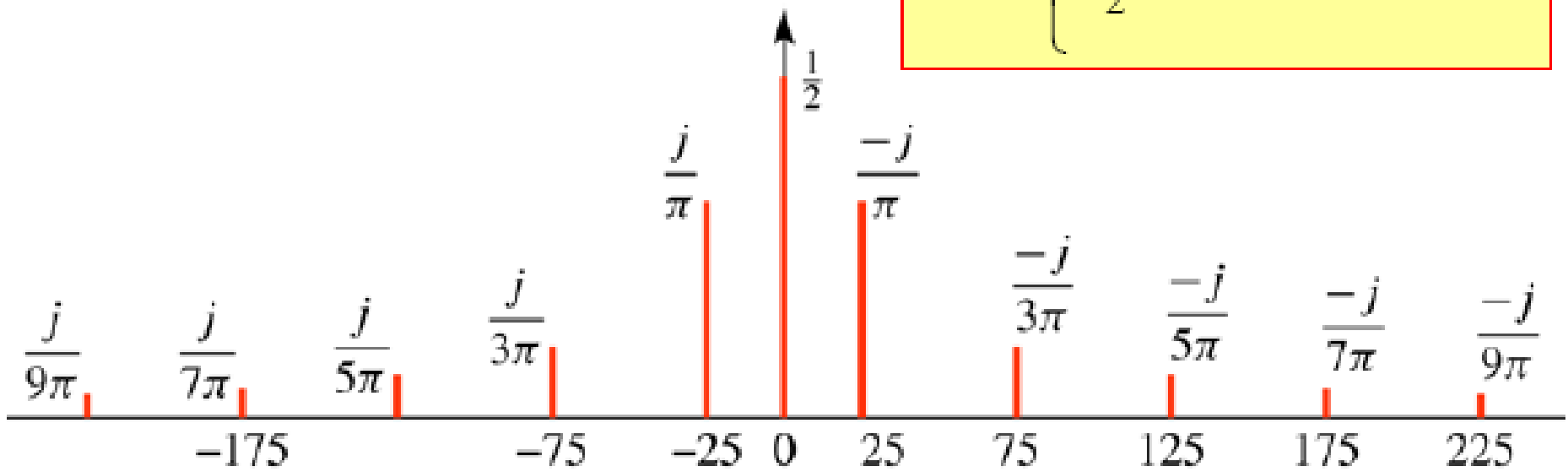
- a_k is a function of k
 - Complex Amplitude for k -th Harmonic
 - This one doesn't depend on the period, T_0

$$a_k = \frac{1 - (-1)^k}{j2\pi k} = \begin{cases} \frac{1}{j\pi k} & k = \pm 1, \pm 3, \dots \\ 0 & k = \pm 2, \pm 4, \dots \\ \frac{1}{2} & k = 0 \end{cases}$$

Spectrum from Fourier Series

$$\omega_0 = 2\pi / (0.04) = 2\pi(25)$$

$$a_k = \begin{cases} \frac{-j}{\pi k} & k = \pm 1, \pm 3, \dots \\ 0 & k = \pm 2, \pm 4, \dots \\ \frac{1}{2} & k = 0 \end{cases}$$



Fourier Series Synthesis

- HOW do you **APPROXIMATE** $x(t)$?

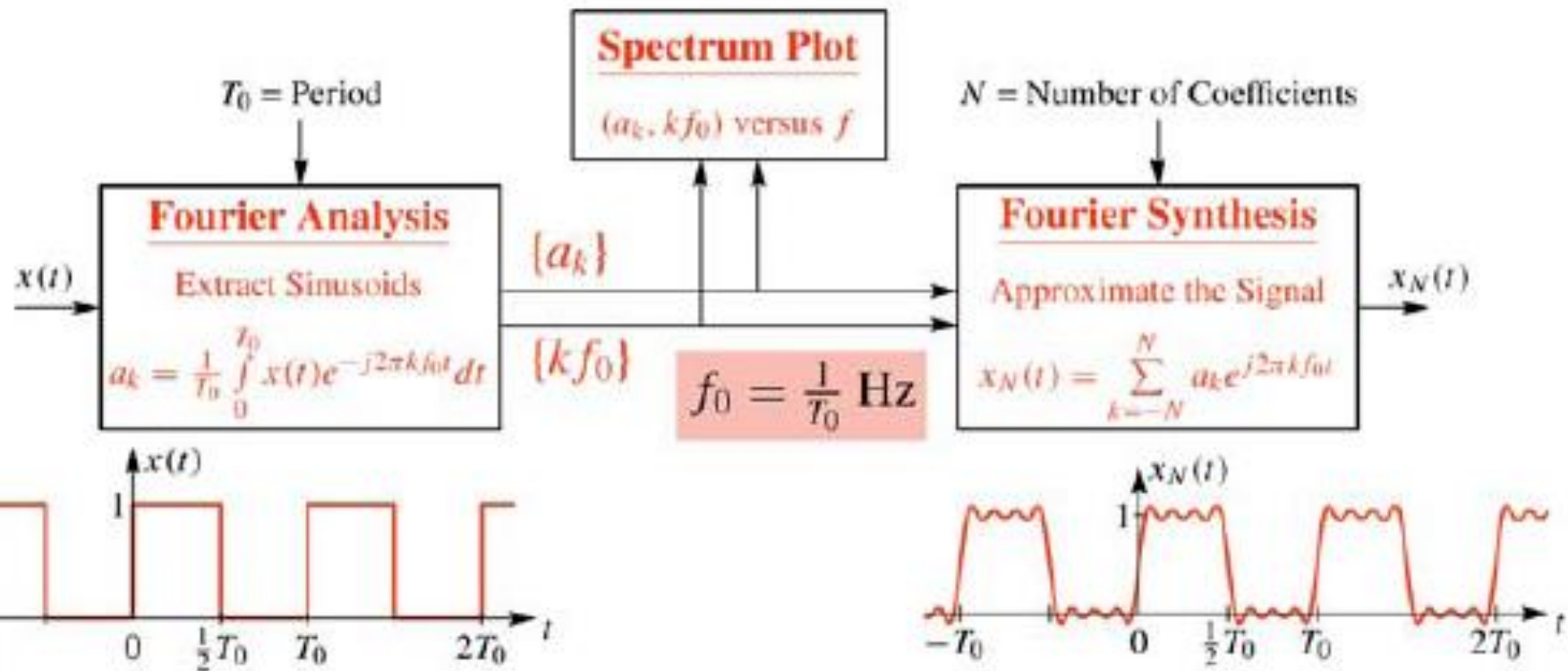
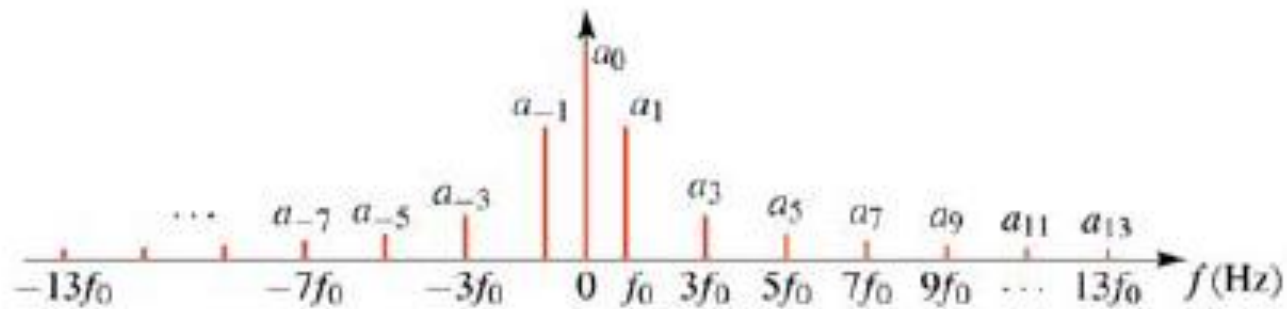
$$a_k = \frac{1}{T_0} \int_0^{T_0} x(t) e^{-j(2\pi/T_0)kt} dt$$

- Use FINITE number of coefficients

$$x(t) = \sum_{k=-N}^N a_k e^{j2\pi k f_0 t}$$

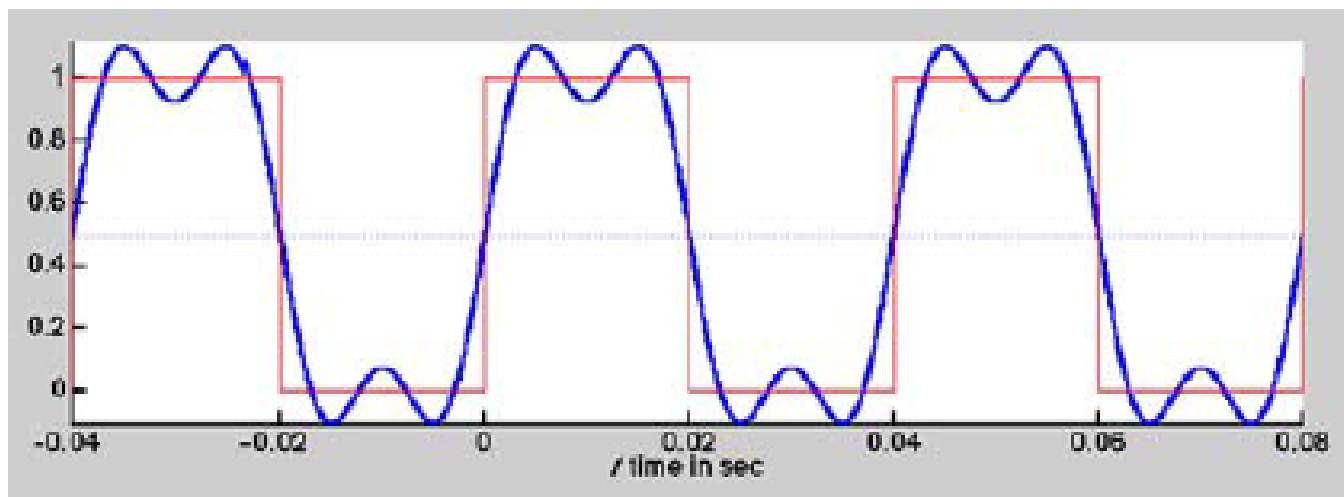
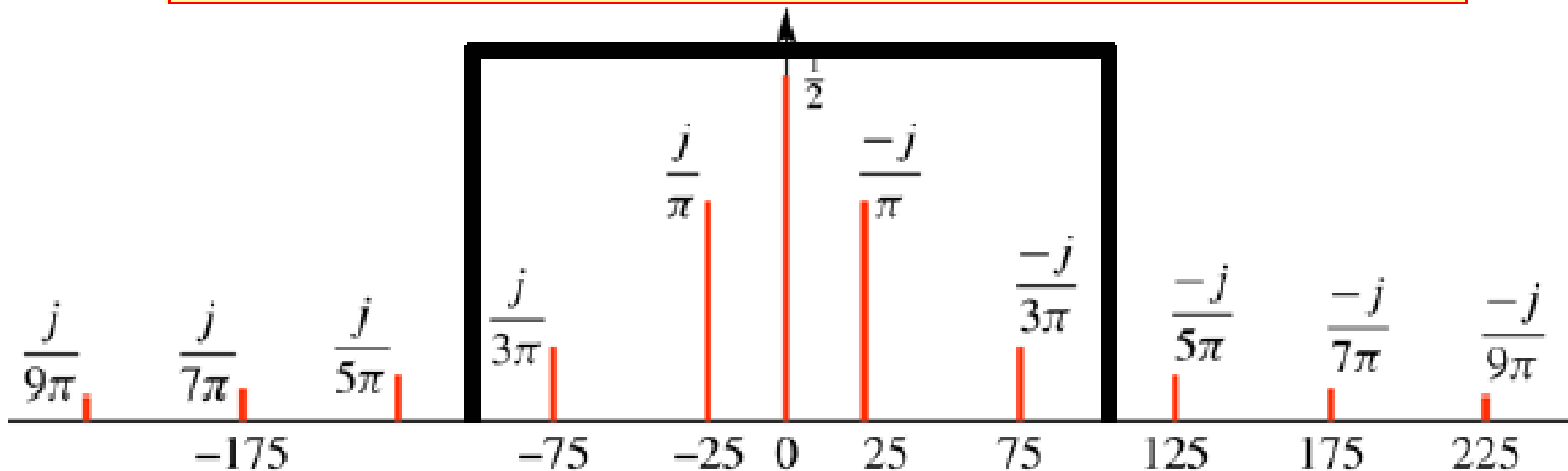
$$a_{-k} = a_k^* \quad \text{when } x(t) \text{ is real}$$

Fourier Series Synthesis



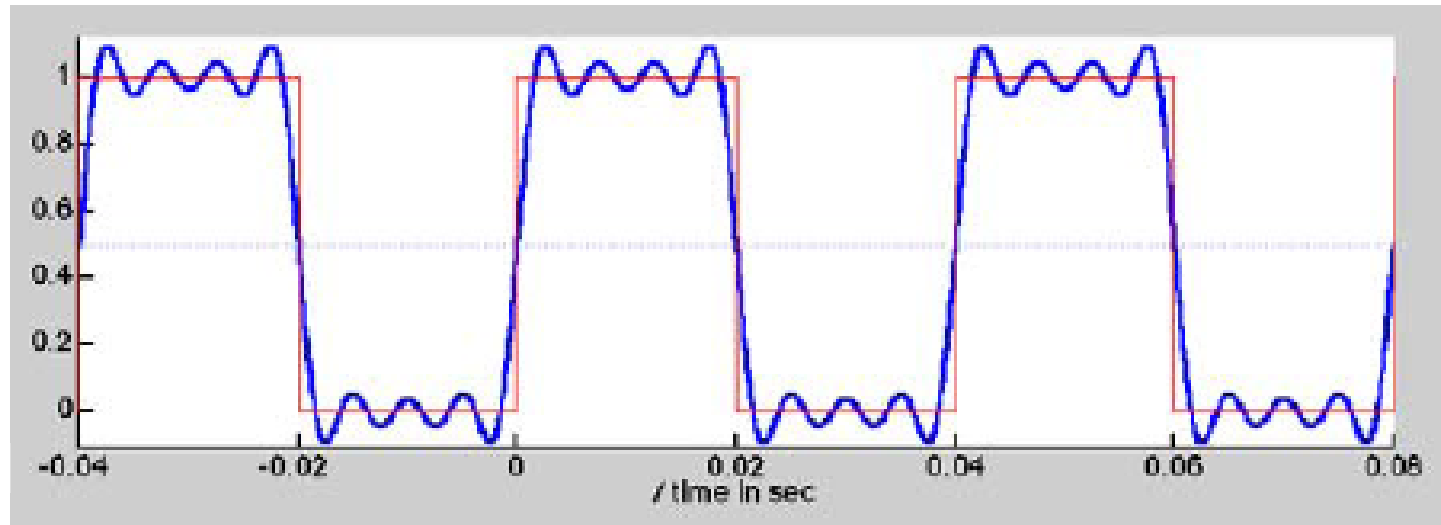
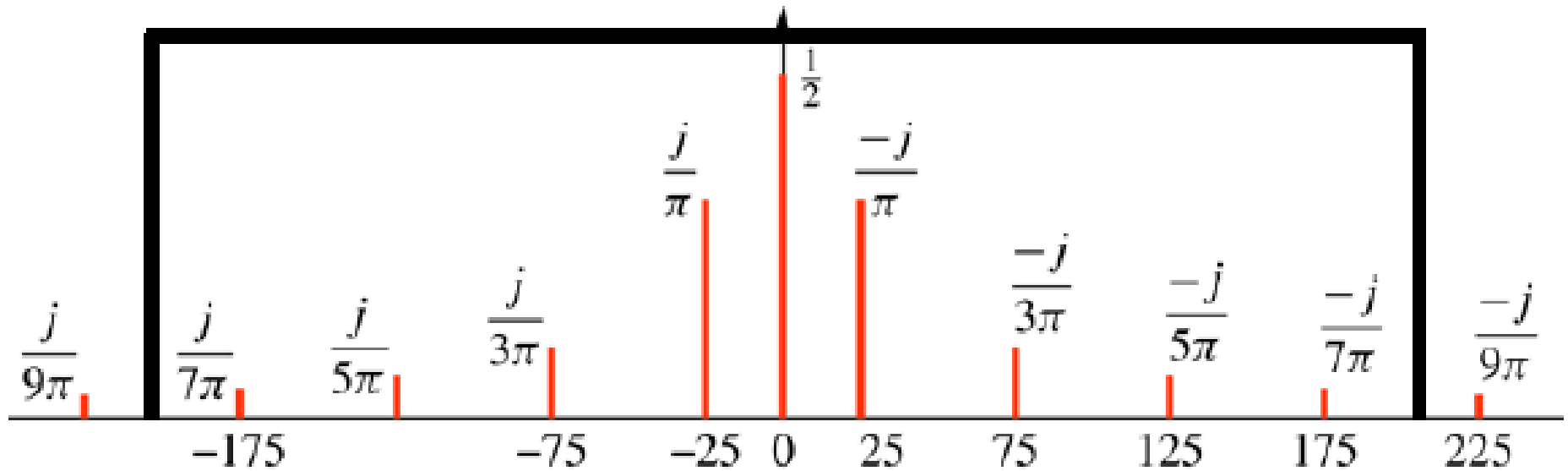
Synthesis: 1st & 3rd Harmonics

$$y(t) = \frac{1}{2} + \frac{2}{\pi} \cos(2\pi(25)t - \frac{\pi}{2}) + \frac{2}{3\pi} \cos(2\pi(75)t - \frac{\pi}{2})$$



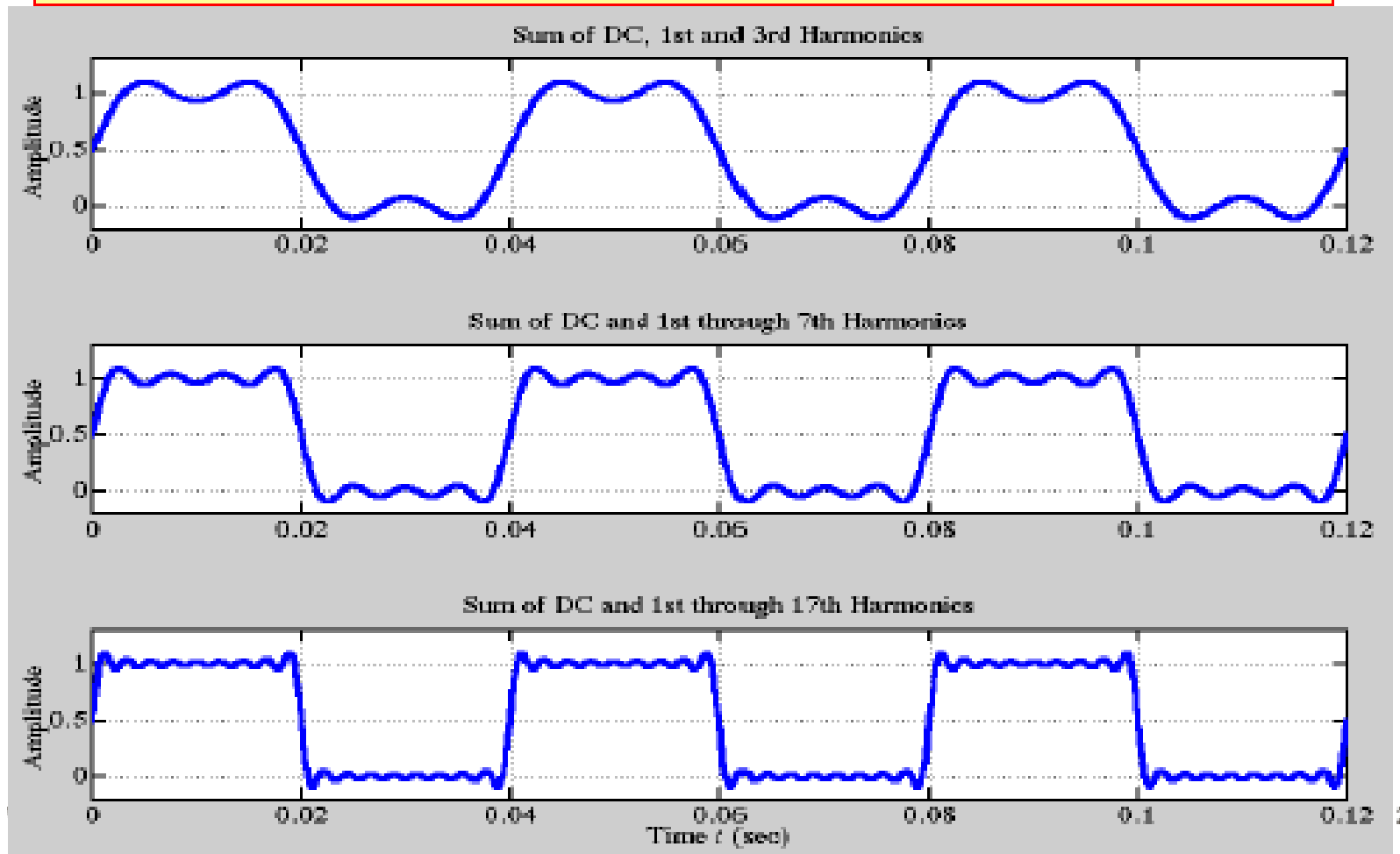
Synthesis: up to 7th Harmonic

$$y(t) = \frac{1}{2} + \frac{2}{\pi} \cos(50\pi t - \frac{\pi}{2}) + \frac{2}{3\pi} \sin(150\pi t) + \frac{2}{5\pi} \sin(250\pi t) + \frac{2}{7\pi} \sin(350\pi t)$$



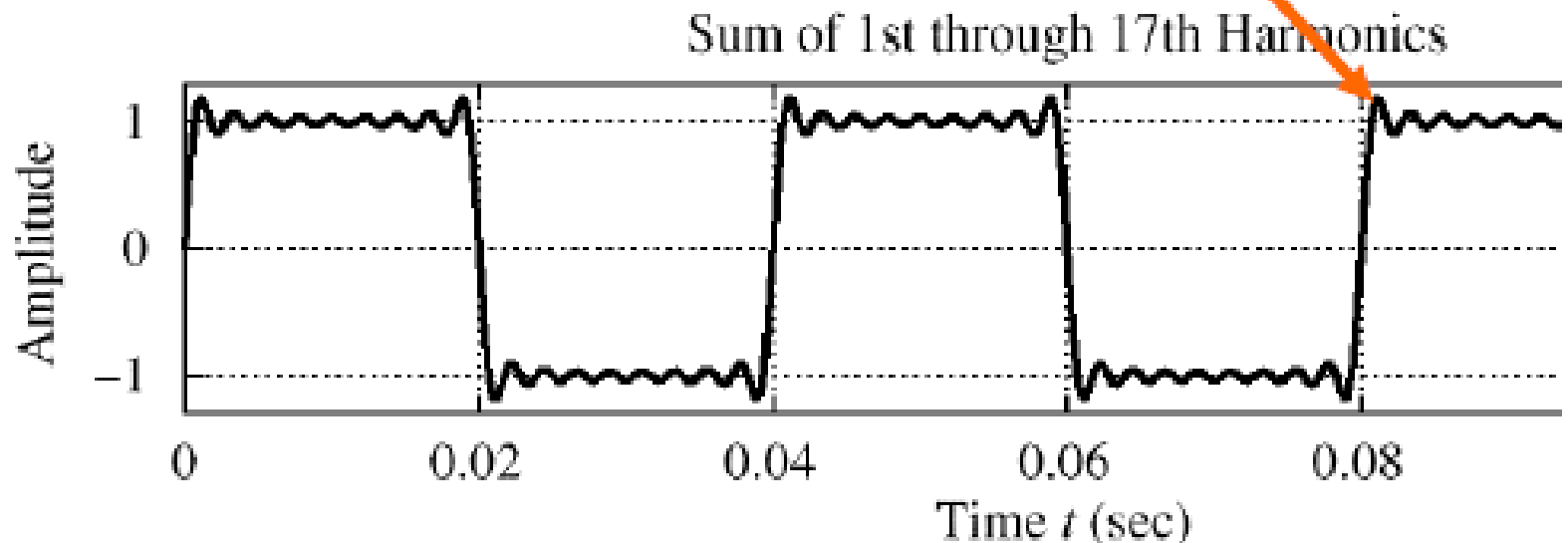
Fourier Synthesis

$$x_N(t) = \frac{1}{2} + \frac{2}{\pi} \sin(\omega_0 t) + \frac{2}{3\pi} \sin(3\omega_0 t) + \dots$$



Gibbs' Phenomenon

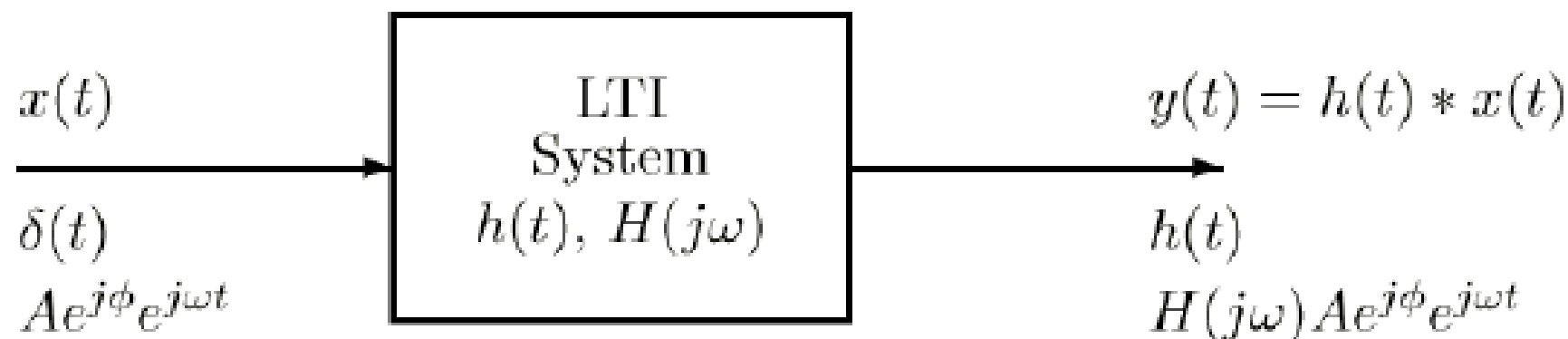
- Convergence at **DISCONTINUITY** of $x(t)$
 - There is always an **overshoot**
 - **9%** for the Square Wave case



Lecture 8

Output of LTI Systems for Sinusoidal Inputs

LTI Systems



- Convolution defines an LTI system

$$y(t) = h(t) * x(t) = \int_{-\infty}^{\infty} h(\tau)x(t - \tau)d\tau$$

- Response to a complex exponential gives frequency response $H(j\omega)$

Thought Process #1

- **SUPERPOSITION (Linearity)**
 - Make $x(t)$ a weighted sum of signals
 - Then $y(t)$ is also a sum—different weights
 - DIFFERENT OUTPUT SIGNALS usually
- Use **SINUSOIDS**
 - “SINUSOID IN GIVES SINUSOID OUT”
 - Make $x(t)$ a weighted sum of sinusoids
 - Then $y(t)$ is also a sum of sinusoids
 - Different Magnitudes and Phase
- **LTI SYSTEMS: Sinusoidal Response**

Thought Process #2

- SUPERPOSITION (Linearity)
 - Make $x(t)$ a weighted sum of signals
- Use SINUSOIDS
 - Any $x(t)$ = weighted sum of sinusoids
 - HOW? Use FOURIER ANALYSIS INTEGRAL
 - To find the weights from $x(t)$
- LTI SYSTEMS:
 - Frequency Response changes each sinusoidal component

Complex Exponential Input

$$x(t) = Ae^{j\varphi} e^{j\omega t} \mapsto y(t) = H(j\omega) Ae^{j\varphi} e^{j\omega t}$$

$$y(t) = \int_{-\infty}^{\infty} h(\tau) Ae^{j\varphi} e^{j\omega(t-\tau)} d\tau$$

$$y(t) = \left(\int_{-\infty}^{\infty} h(\tau) e^{-j\omega\tau} d\tau \right) Ae^{j\varphi} e^{j\omega t}$$

$$H(j\omega) = \int_{-\infty}^{\infty} h(\tau) e^{-j\omega\tau} d\tau$$

Frequency
Response

When does $H(j\omega)$ Exist?

- When is $|H(j\omega)| < \infty$

$$|H(j\omega)| = \left| \int_{-\infty}^{\infty} h(\tau) e^{-j\omega\tau} d\tau \right| \leq \int_{-\infty}^{\infty} |h(\tau)| |e^{-j\omega\tau}| d\tau$$

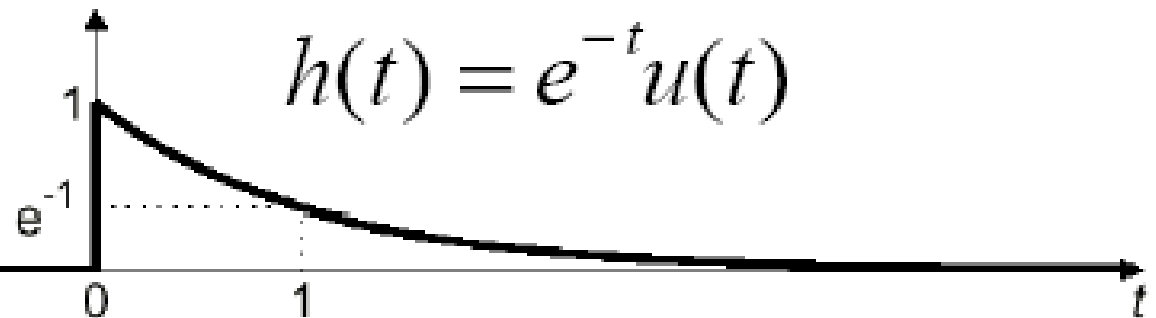
$$|H(j\omega)| \leq \int_{-\infty}^{\infty} |h(\tau)| d\tau < \infty$$

- Thus the frequency response exists if the LTI system is a **stable** system.

$$h(t) = e^{-at} u(t) \Leftrightarrow H(j\omega) = \frac{1}{a + j\omega}$$

- Suppose that $h(t)$ is:

$$a = 1$$



$$H(j\omega) = \int_{-\infty}^{\infty} e^{-a\tau} u(\tau) e^{-j\omega\tau} d\tau = \int_0^{\infty} e^{-(a+j\omega)\tau} d\tau$$

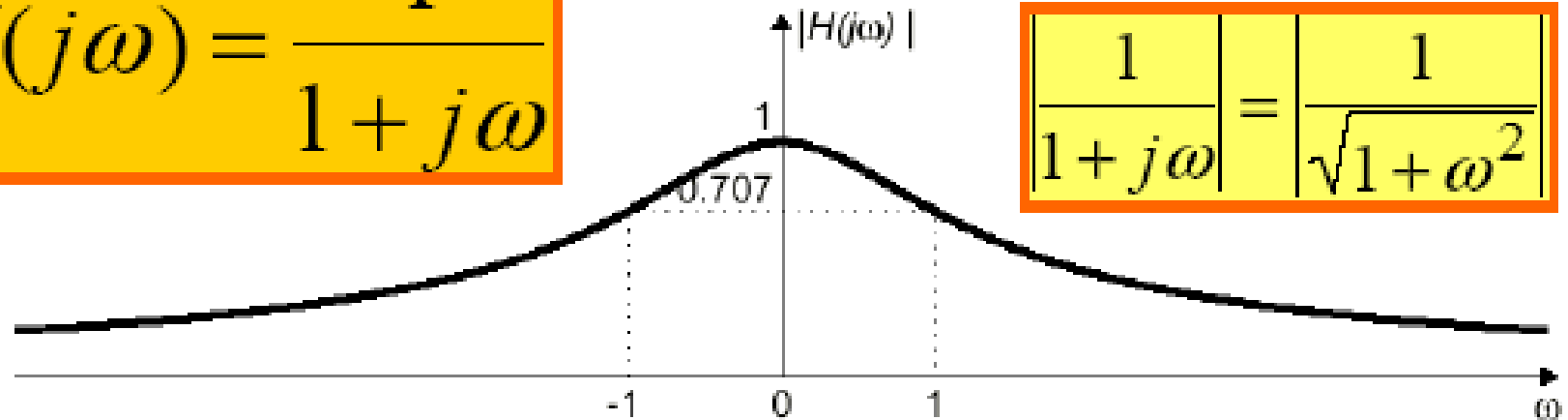
$$a > 0$$

$$H(j\omega) = \frac{e^{-(a+j\omega)\tau}}{-(a+j\omega)} \Big|_0^{\infty} = \frac{e^{-a\tau} e^{-j\omega\tau}}{-(a+j\omega)} \Big|_0^{\infty} = \frac{1}{a+j\omega}$$

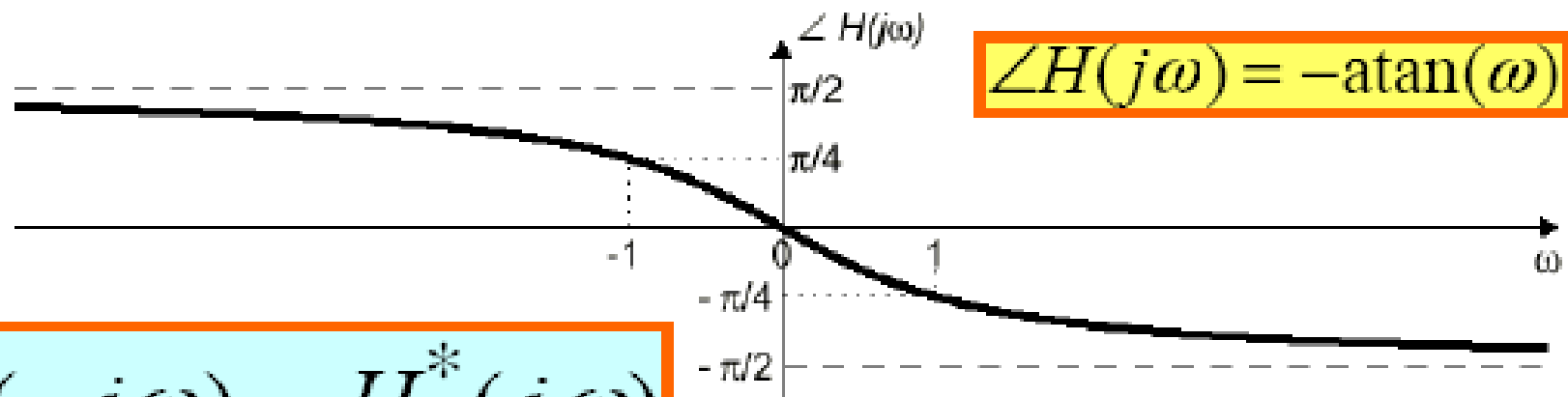
Magnitude and Phase Plots

$$H(j\omega) = \frac{1}{1 + j\omega}$$

$$\left| \frac{1}{1 + j\omega} \right| = \frac{1}{\sqrt{1 + \omega^2}}$$



$$\angle H(j\omega) = -\text{atan}(\omega)$$



$$H(-j\omega) = H^*(j\omega)$$

Freq Response of Integrator?

- Impulse Response
 - $h(t) = u(t)$
- NOT a Stable System
 - Frequency response $H(j\omega)$ does NOT exist

$$h(t) = e^{-at}u(t) \Leftrightarrow H(j\omega) = \frac{1}{a + j\omega} \rightarrow \frac{1}{j\omega}?$$

Need another term

“Leaky” Integrator (a is small)
Cannot build a perfect Integral

$$a \rightarrow 0$$

Ideal Delay:

$$y(t) = x(t - t_d)$$

$$H(j\omega) = \int_{-\infty}^{\infty} \delta(\tau - t_d) e^{-j\omega\tau} d\tau = e^{-j\omega t_d}$$

$$H(j\omega) = e^{-j\omega t_d}$$

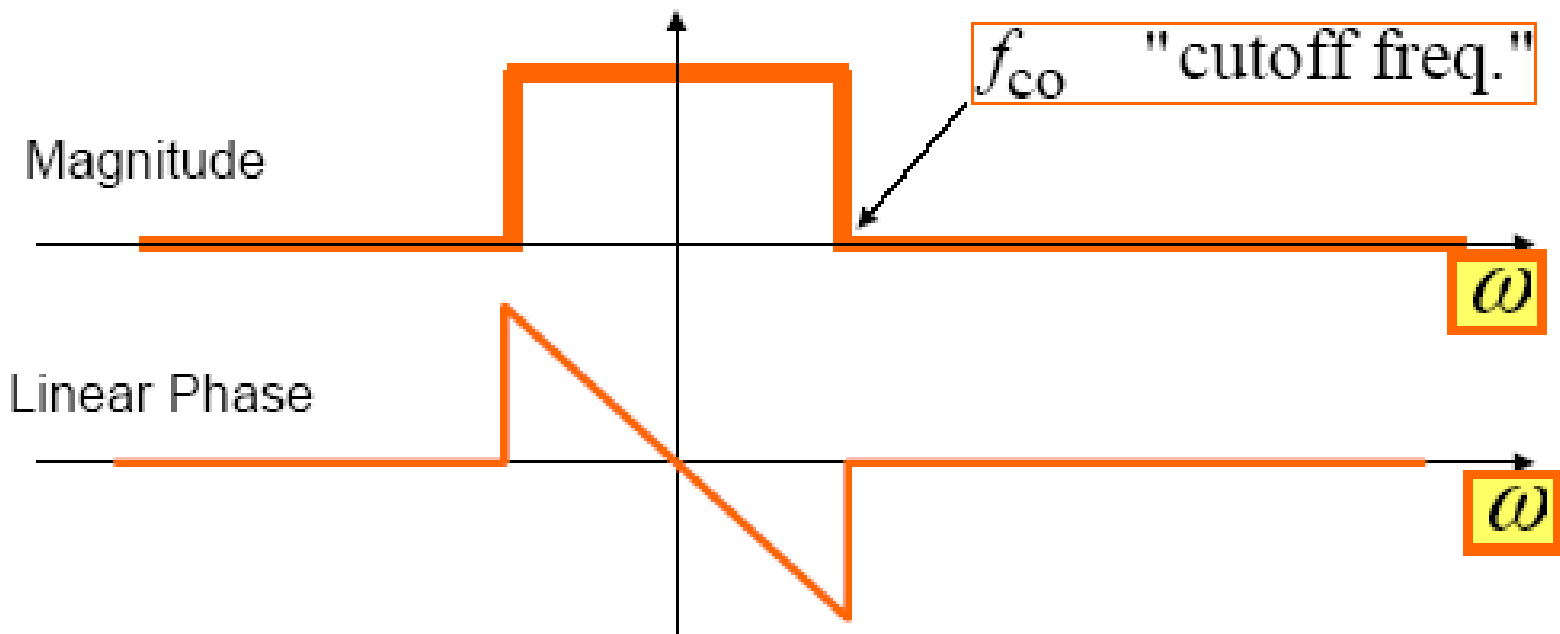
$$x(t) = e^{j\omega t} \mapsto$$

$$y(t) = e^{j\omega(t-t_d)} = \left(e^{-j\omega t_d} \right) e^{j\omega t}$$

$$H(j\omega)$$

Ideal Lowpass Filter w/ Delay

$$H_{LP}(j\omega) = \begin{cases} e^{-j\omega t_d} & |\omega| < \omega_{co} \\ 0 & |\omega| > \omega_{co} \end{cases}$$



Example: Ideal Low Pass

$$H_{LP}(j\omega) = \begin{cases} e^{-j3\omega} & |\omega| < 2 \\ 0 & |\omega| > 2 \end{cases}$$

$$x(t) = 10e^{j\pi/3} e^{j1.5t} \mapsto y(t) = H(j1.5)10e^{j\pi/3} e^{j1.5t}$$

$$y(t) = \left(e^{-j4.5} \right) 10e^{j\pi/3} e^{j1.5t} = 10e^{j\pi/3} e^{j1.5(t-3)}$$

Cosine Input

$$x(t) = A \cos(\omega_0 t + \phi) = \frac{A}{2} e^{j\phi} e^{j\omega_0 t} + \frac{A}{2} e^{-j\phi} e^{-j\omega_0 t}$$

$$y(t) = H(j\omega_0) \frac{A}{2} e^{j\phi} e^{j\omega_0 t} + H(-j\omega_0) \frac{A}{2} e^{-j\phi} e^{-j\omega_0 t}$$

Since $H(-j\omega_0) = H^*(j\omega_0)$

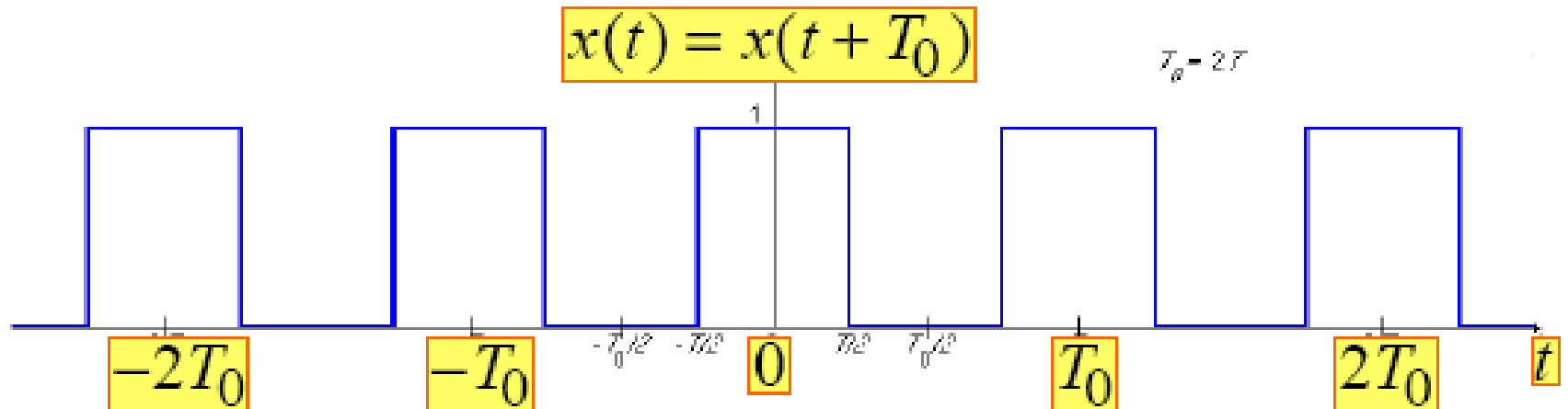
$$y(t) = A |H(j\omega_0)| \cos(\omega_0 t + \phi + \angle H(j\omega_0))$$

Review Fourier Series

- ANALYSIS
 - Get representation from the signal
 - Works for PERIODIC Signals
- Fourier Series
 - INTEGRAL over one period

$$a_k = \frac{1}{T_0} \int_0^{T_0} x(t) e^{-j\omega_0 kt} dt$$

General Periodic Signals



$$x(t) = \sum_{k=-\infty}^{\infty} a_k e^{j\omega_0 k t}$$

Fourier Synthesis

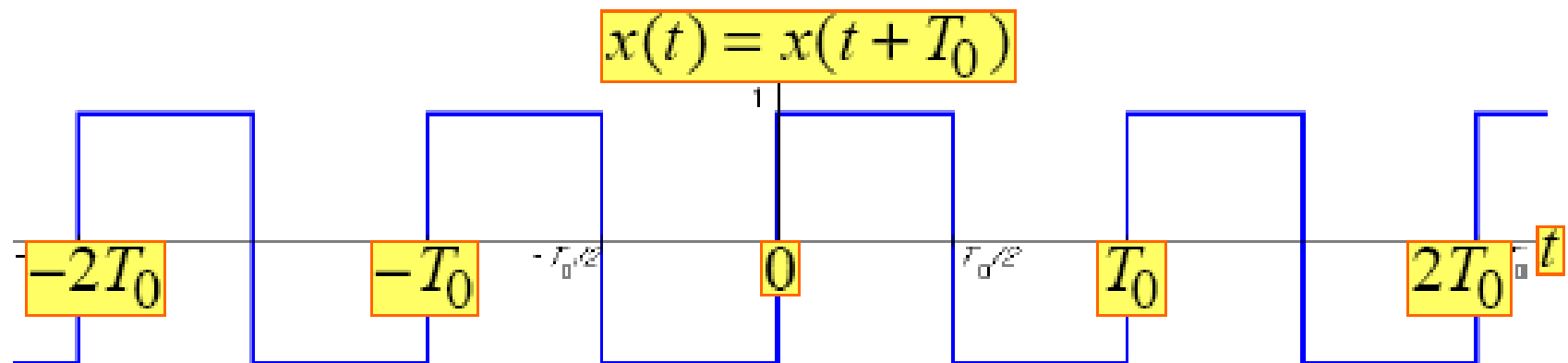
Fundamental Freq.

$$\omega_0 = 2\pi / T_0 = 2\pi f_0$$

$$a_k = \frac{1}{T_0} \int_0^{T_0} x(t) e^{-j\omega_0 k t} dt$$

Fourier Analysis

Square Wave Signal

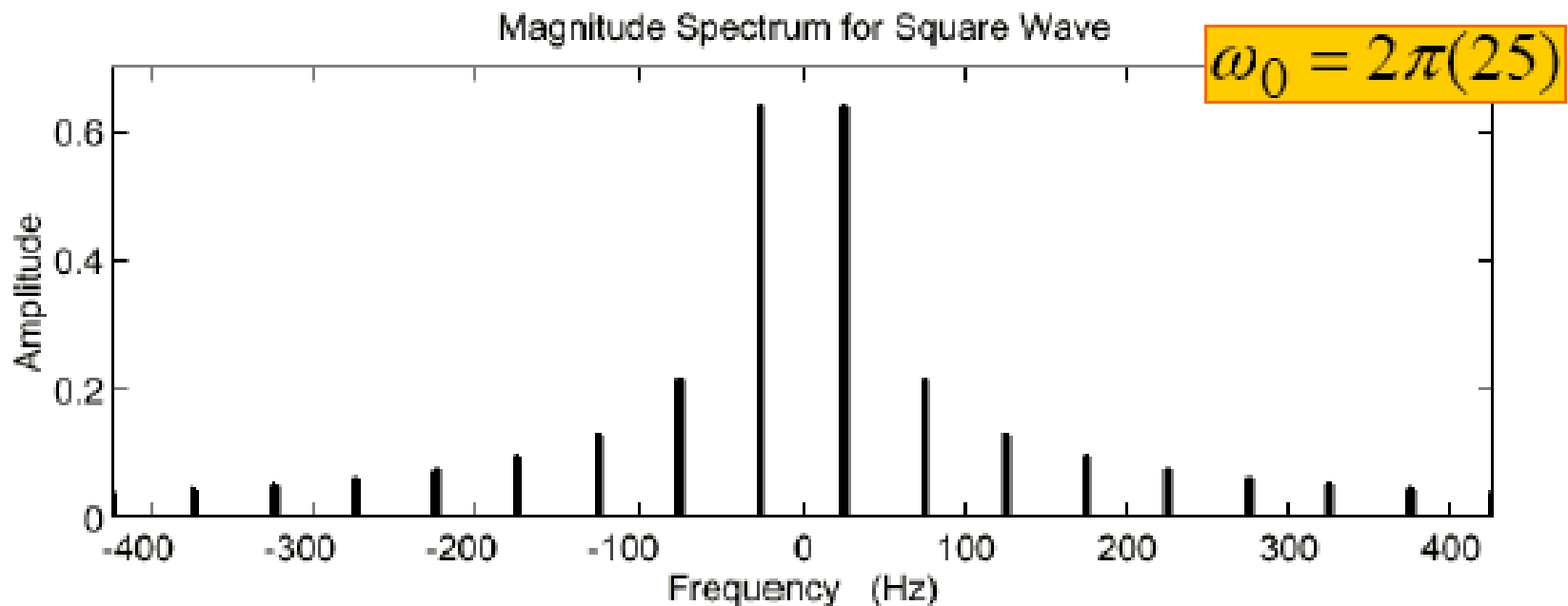


$$a_k = \frac{1}{T_0} \int_0^{T_0/2} (1) e^{-j\omega_0 kt} dt + \frac{1}{T_0} \int_{T_0/2}^{T_0} (-1) e^{-j\omega_0 kt} dt$$

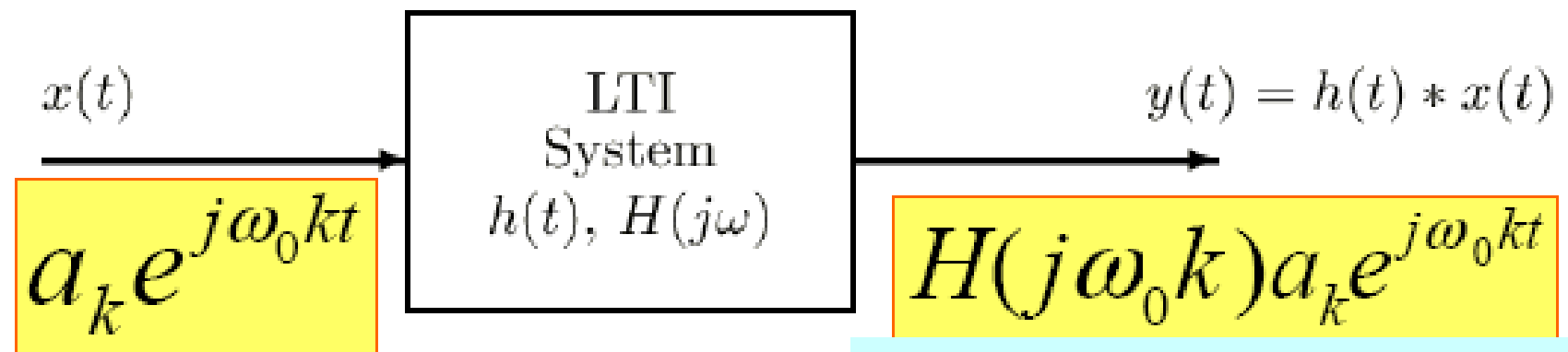
$$a_k = \frac{e^{-j\omega_0 kt}}{-j\omega_0 k T_0} \Big|_0^{T_0/2} - \frac{e^{-j\omega_0 kt}}{-j\omega_0 k T_0} \Big|_{T_0/2}^{T_0} = \frac{1 - e^{-j\pi k}}{j\pi k}$$

Spectrum from Fourier Series

$$a_k = \frac{1 - e^{-j\pi k}}{j\pi k} = \begin{cases} \frac{2}{j\pi k} & k = \pm 1, \pm 3, \dots \\ 0 & k = 0, \pm 2, \pm 4, \dots \end{cases}$$



LTI Systems with Periodic Inputs



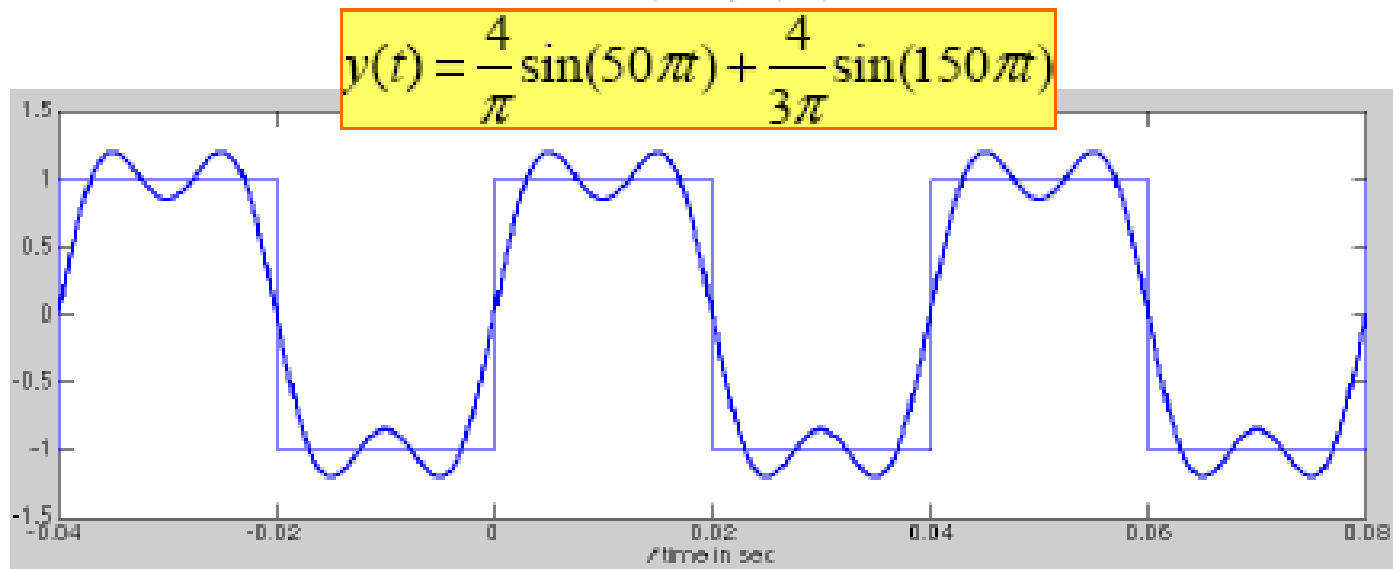
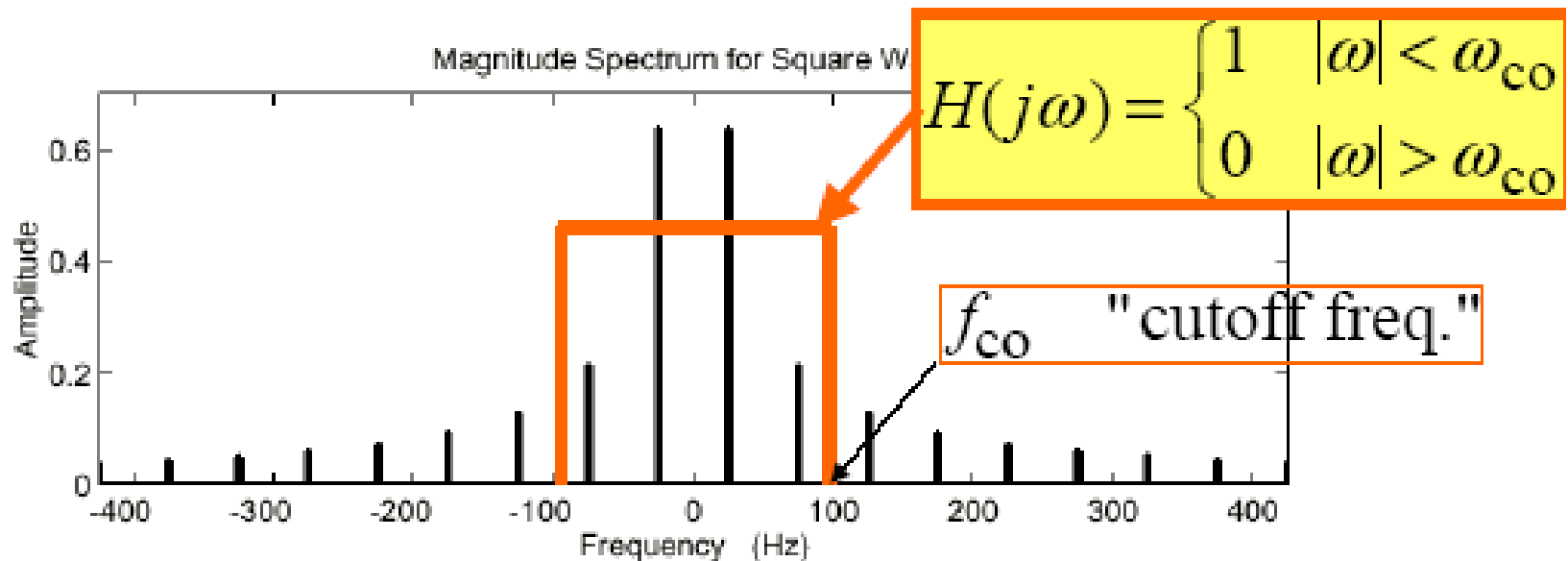
Output has same frequencies

- By superposition,

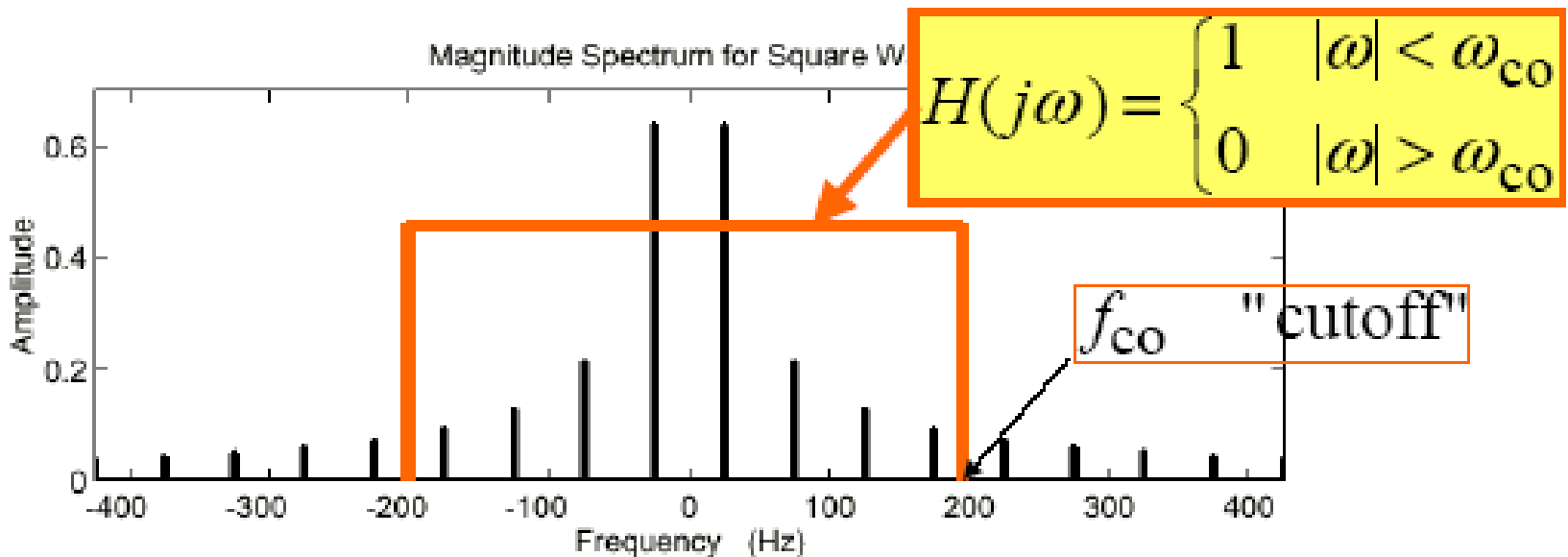
$$y(t) = \sum_{k=-\infty}^{\infty} a_k H(j\omega_0 k) e^{j\omega_0 k t} = \sum_{k=-\infty}^{\infty} b_k e^{j\omega_0 k t}$$

$$b_k = a_k H(j\omega_0 k)$$

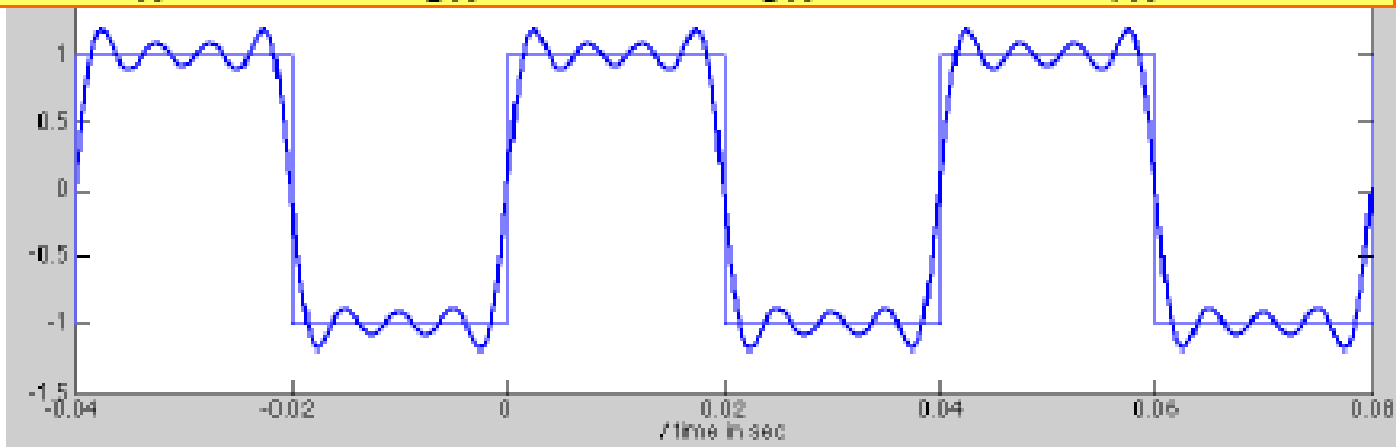
Ideal Lowpass Filter (100 Hz)



Ideal Lowpass Filter (200 Hz)



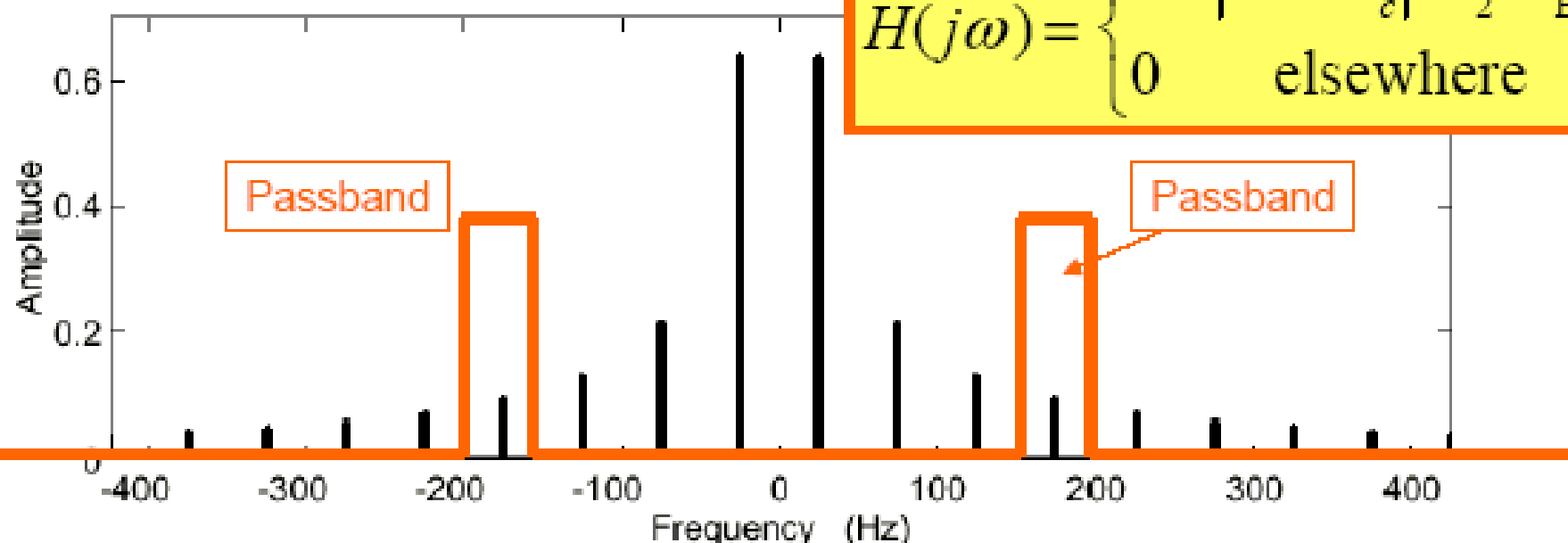
$$y(t) = \frac{4}{\pi} \sin(50\pi t) + \frac{4}{3\pi} \sin(150\pi t) + \frac{4}{5\pi} \sin(250\pi t) + \frac{4}{7\pi} \sin(350\pi t)$$



Ideal Bandpass Filter

Magnitude Spectrum for

$$H(j\omega) = \begin{cases} 1 & |\omega \pm \omega_c| < \frac{1}{2} \omega_B \\ 0 & \text{elsewhere} \end{cases}$$



What is the output signal ?

$$y(t) = \frac{2}{j7\pi} e^{j2\pi(175)t} - \frac{2}{j7\pi} e^{-j2\pi(175)t} = \frac{4}{7\pi} \cos(2\pi(175)t - \frac{1}{2}\pi)$$

Example

$$H(j\omega) = e^{-j\omega t_d}$$

$$x(t) = \sum_{k=-\infty}^{\infty} a_k e^{j\omega_0 k t} \mapsto y(t) = \sum_{k=-\infty}^{\infty} b_k e^{j\omega_0 k t}$$

$$b_k = a_k H(j\omega_0 k) = a_k e^{-j\omega_0 k t_d}$$

$$y(t) = \sum_{k=-\infty}^{\infty} a_k e^{-j\omega_0 k t_d} e^{j\omega_0 k t} = \sum_{k=-\infty}^{\infty} a_k e^{j\omega_0 k (t - t_d)}$$

$$\therefore y(t) = x(t - t_d)$$

Lecture 9

Continuous-Time Signals and Fourier Transform

Everything = Sum of Sinusoids

- One Square Pulse = Sum of Sinusoids

- ??????????????

- Finite Length

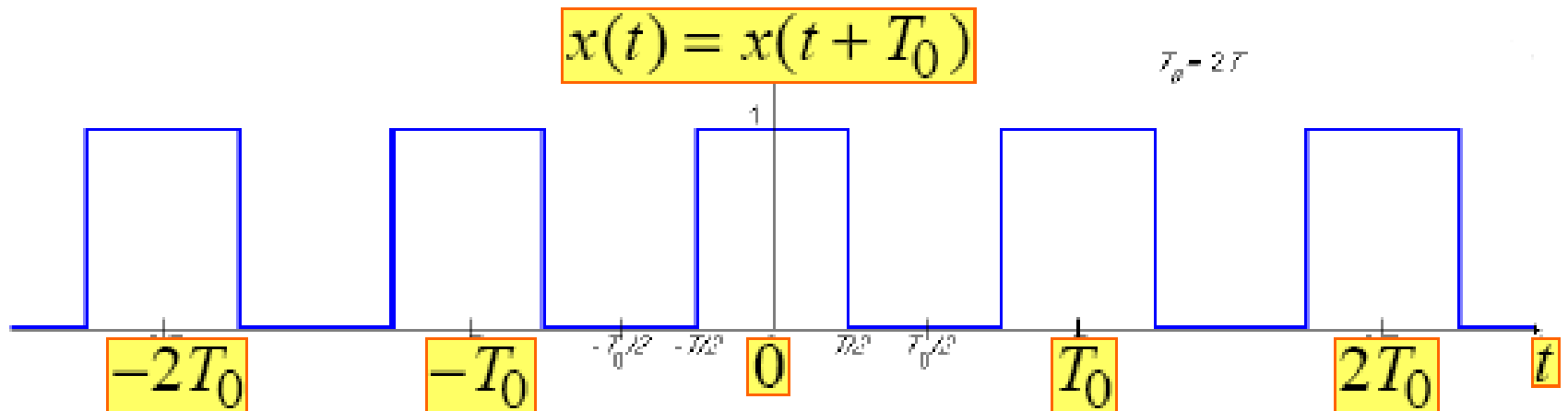
- Not Periodic



- Limit of Square Wave as Period \rightarrow infinity

- Intuitive Argument

Fourier Series: Periodic $x(t)$



$$x(t) = \sum_{k=-\infty}^{\infty} a_k e^{j\omega_0 kt}$$

Fourier Synthesis

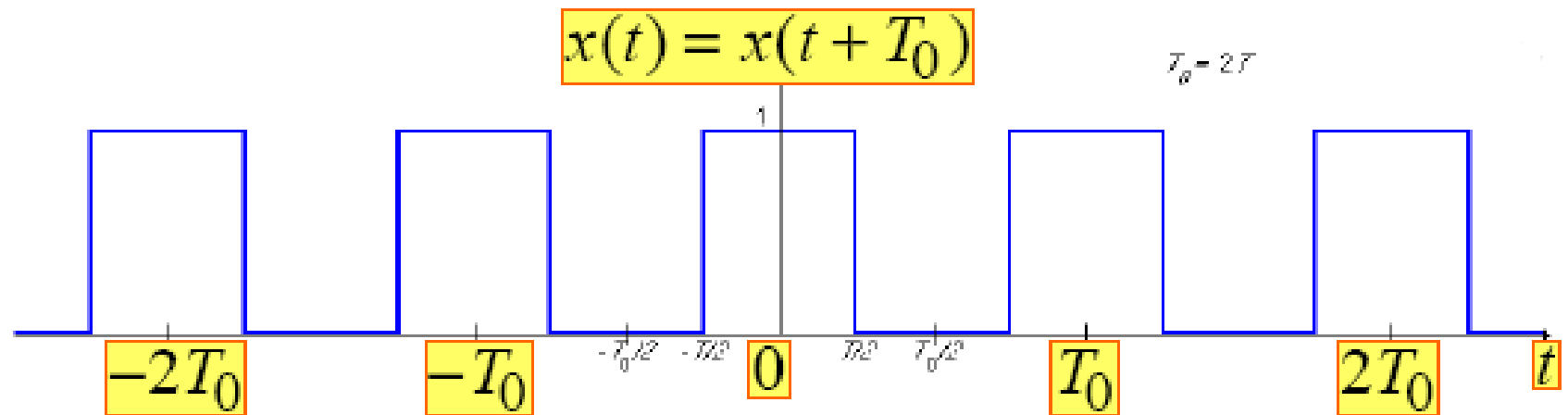
Fundamental Freq.

$$\omega_0 = 2\pi / T_0 = 2\pi f_0$$

$$a_k = \frac{1}{T_0} \int_{-T_0/2}^{T_0/2} x(t) e^{-j\omega_0 kt} dt$$

Fourier Analysis

Square Wave Signal



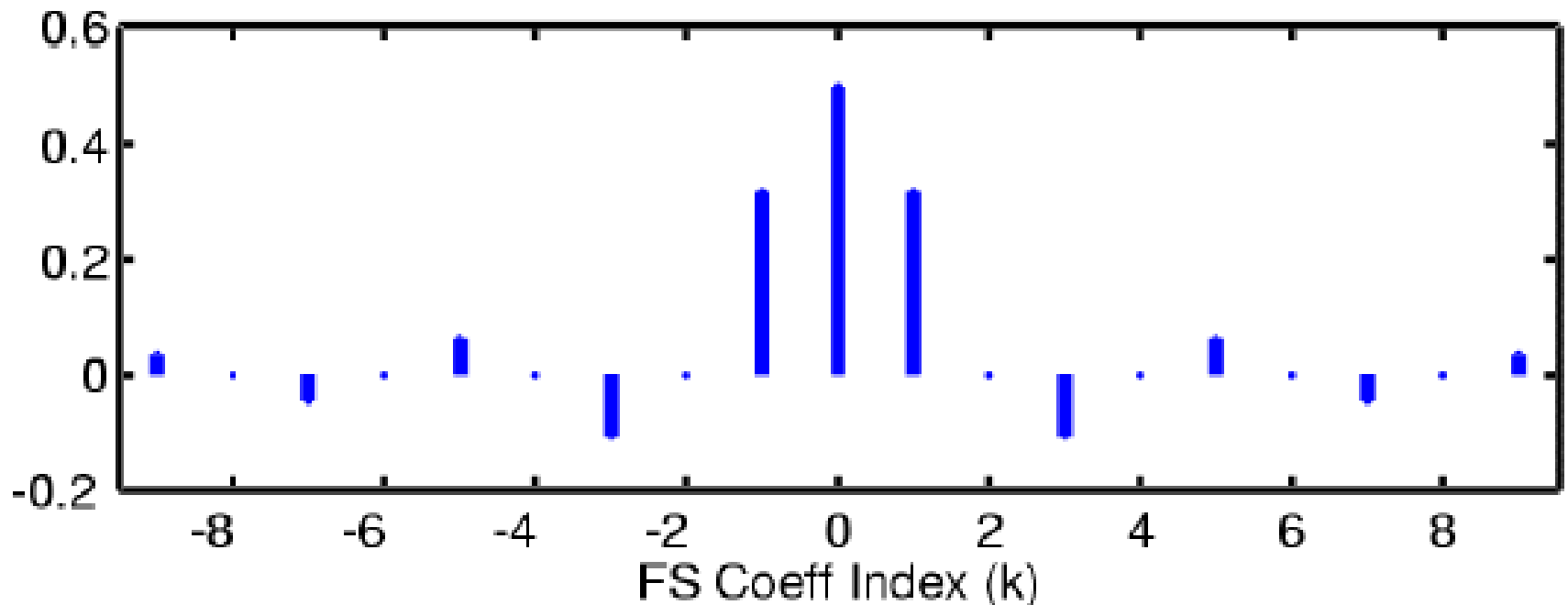
$$a_k = \frac{1}{T_0} \int_{-T_0/4}^{T_0/4} (1) e^{-j\omega_0 kt} dt$$

$$a_k = \frac{e^{-j\omega_0 kt}}{-j\omega_0 k T_0} \Big|_{-T_0/4}^{T_0/4} = \frac{e^{-j\pi k/2} - e^{j\pi k/2}}{-j2\pi k} = \frac{\sin(\pi k / 2)}{\pi k}$$

Spectrum from Fourier Series

$$a_k = \frac{\sin(\pi k / 2)}{\pi k} = \begin{cases} \neq 0 & k = 0, \pm 1, \pm 3, \dots \\ 0 & k = \pm 2, \pm 4, \dots \end{cases}$$

Fourier Series Coeffs for Square Wave

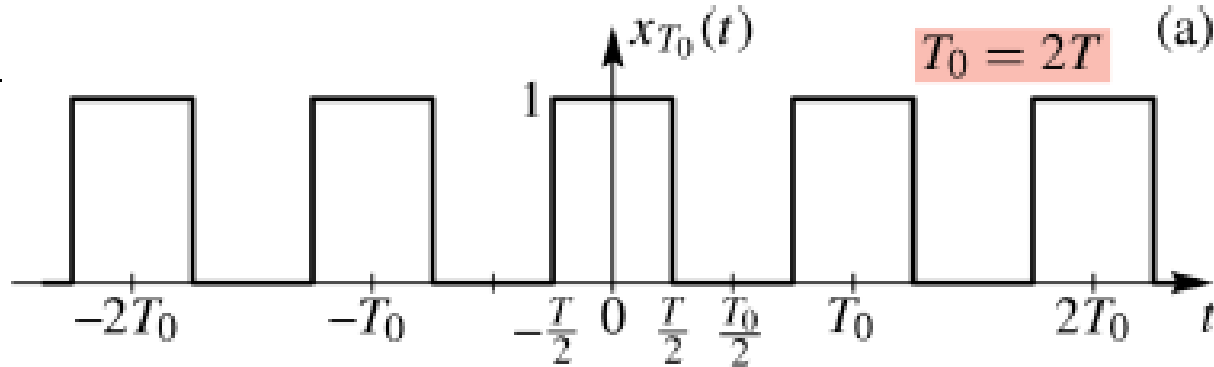


What if $x(t)$ is not periodic?

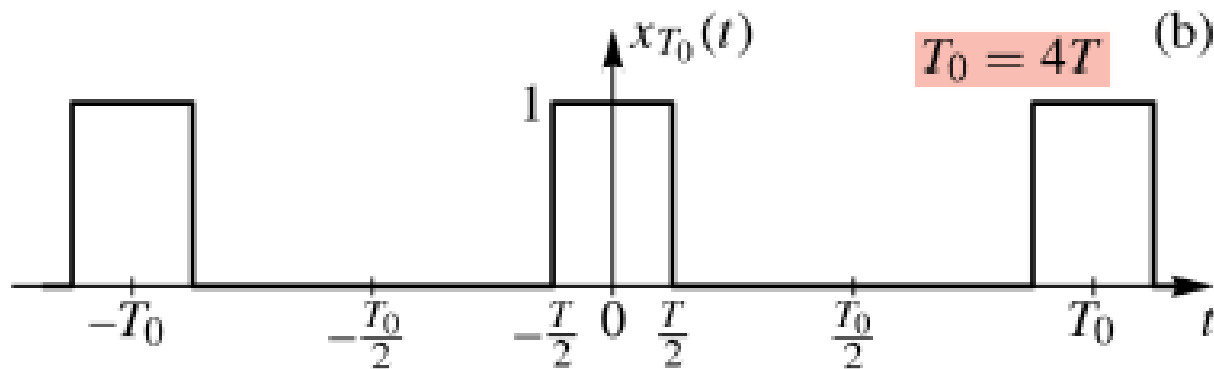
- Sum of Sinusoids?
 - Non-harmonically related sinusoids
 - Would not be periodic, but would probably be non-zero for all t .
- Fourier transform
 - gives a “sum” (actually an integral) that involves ALL frequencies
 - can represent signals that are identically zero for negative t . !!!!!!!!!!!

Limiting Behavior of FS

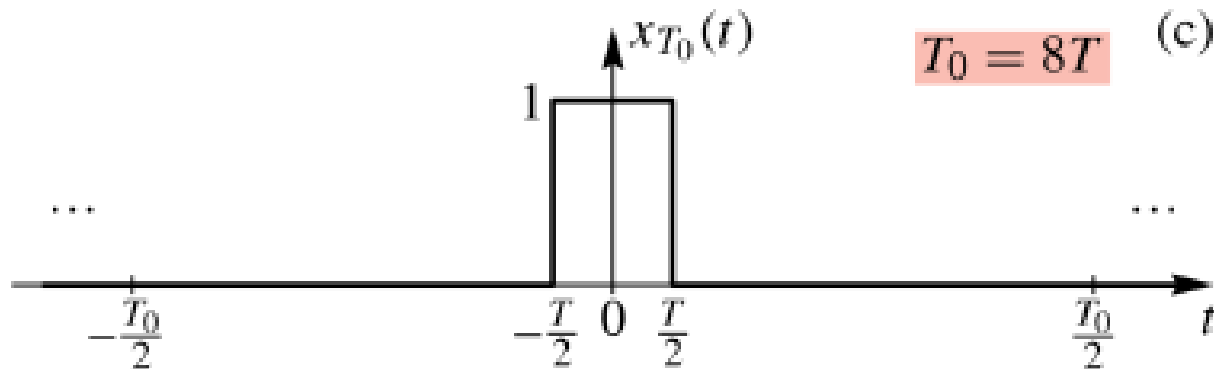
$$T_0 = 2T$$



$$T_0 = 4T$$

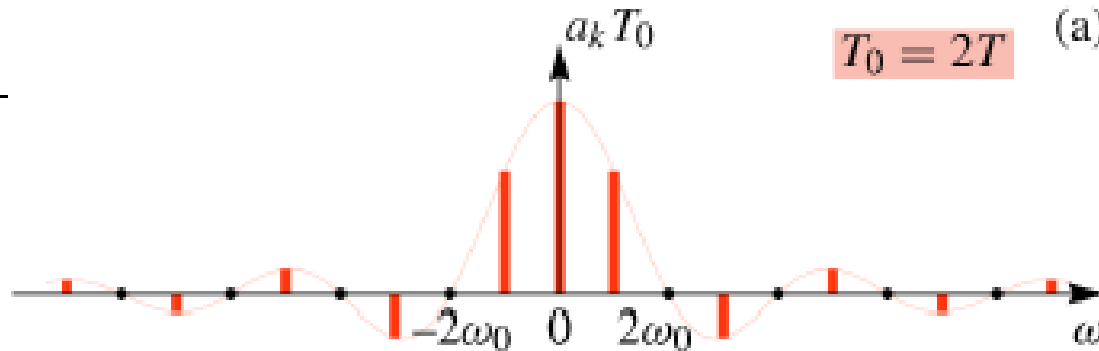


$$T_0 = 8T$$

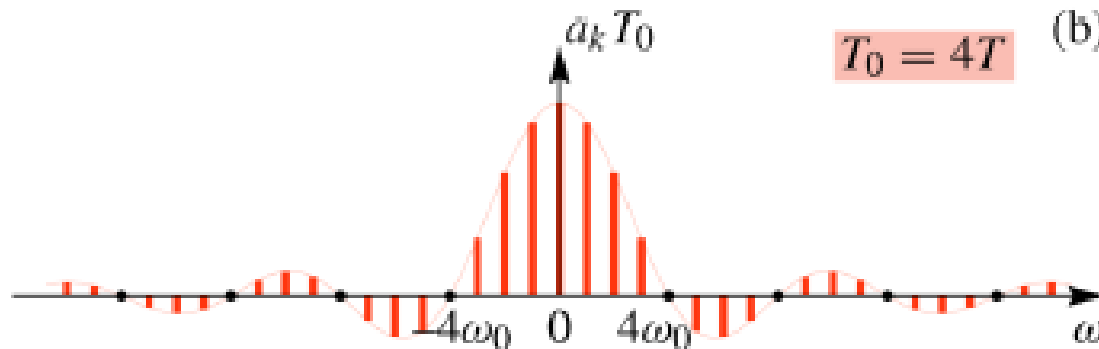


Limiting Behavior of Spectrum

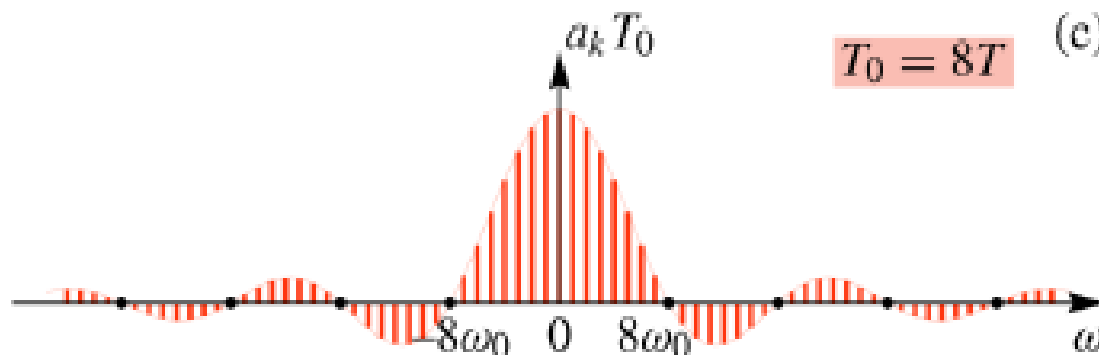
$$T_0 = 2T$$



$$T_0 = 4T$$



$$T_0 = 8T$$



Plot
 $(T_0 a_k)$

FS in the LIMIT (long period)

$$x_{T_0}(t) = \frac{1}{2\pi} \sum_{k=-\infty}^{\infty} (T_0 a_k) e^{j\omega_0 kt} \left(\frac{2\pi}{T_0} \right) \mapsto x(t) = \frac{1}{2\pi} \int_{-\infty}^{\infty} X(j\omega) e^{j\omega t} d\omega$$

Fourier Synthesis

$$\lim_{T_0 \rightarrow \infty} \frac{2\pi}{T_0} = d\omega$$

$$\lim_{T_0 \rightarrow \infty} \frac{2\pi}{T_0} k = \omega$$

$$\lim_{T_0 \rightarrow \infty} T_0 a_k = X(j\omega)$$

$$T_0 a_k = \int_{-T_0/2}^{T_0/2} x_{T_0}(t) e^{-j\omega_0 kt} dt \mapsto X(j\omega) = \int_{-\infty}^{\infty} x(t) e^{-j\omega t} dt$$

Fourier Analysis

Fourier Transform Defined

- For non-periodic signals

$$x(t) = \frac{1}{2\pi} \int_{-\infty}^{\infty} X(j\omega) e^{j\omega t} d\omega$$

Fourier Synthesis

Inverse Fourier Transform

$$X(j\omega) = \int_{-\infty}^{\infty} x(t) e^{-j\omega t} dt$$

Fourier Analysis

Forward Fourier Transform

Example 1:

$$x(t) = e^{-at} u(t)$$

$$X(j\omega) = \int_0^{\infty} e^{-at} e^{-j\omega t} dt = \int_0^{\infty} e^{-(a+j\omega)t} dt$$

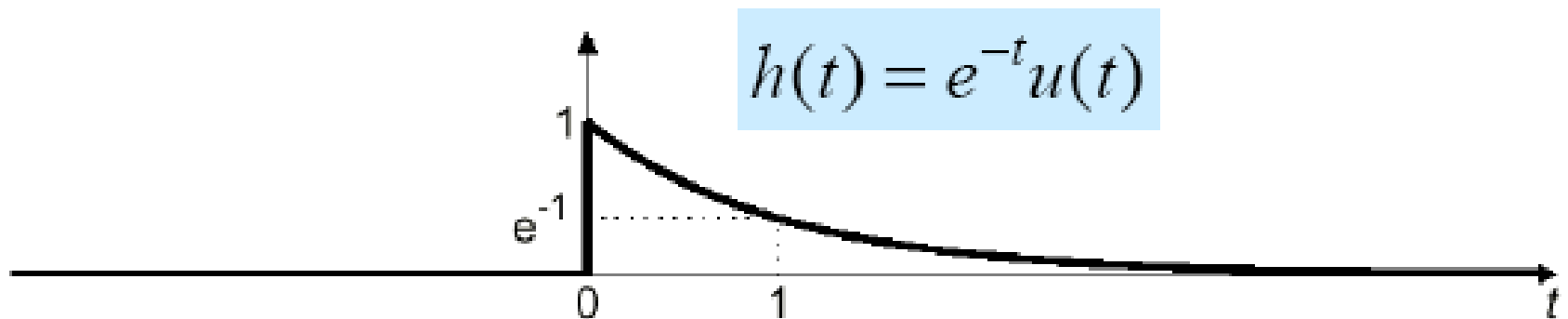
$$X(j\omega) = -\left. \frac{e^{-at} e^{-j\omega t}}{a+j\omega} \right|_0^{\infty} = \frac{1}{a+j\omega}$$

$$a > 0$$

$$X(j\omega) = \frac{1}{a+j\omega}$$

Frequency Response

- Fourier Transform of $h(t)$ is the Frequency Response

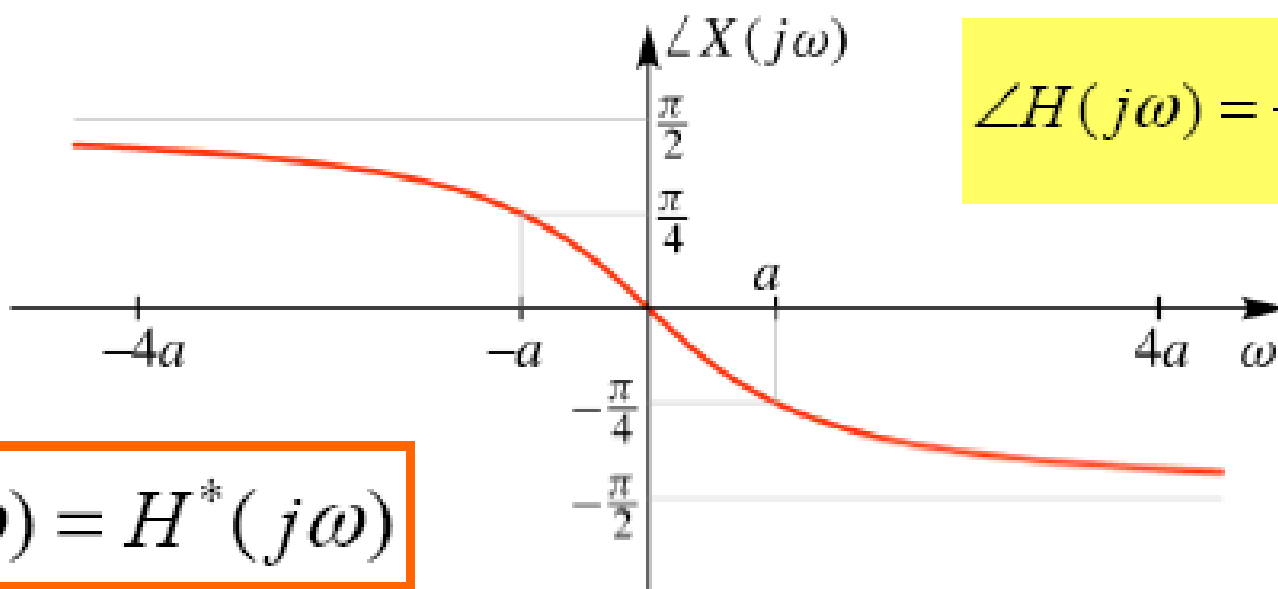
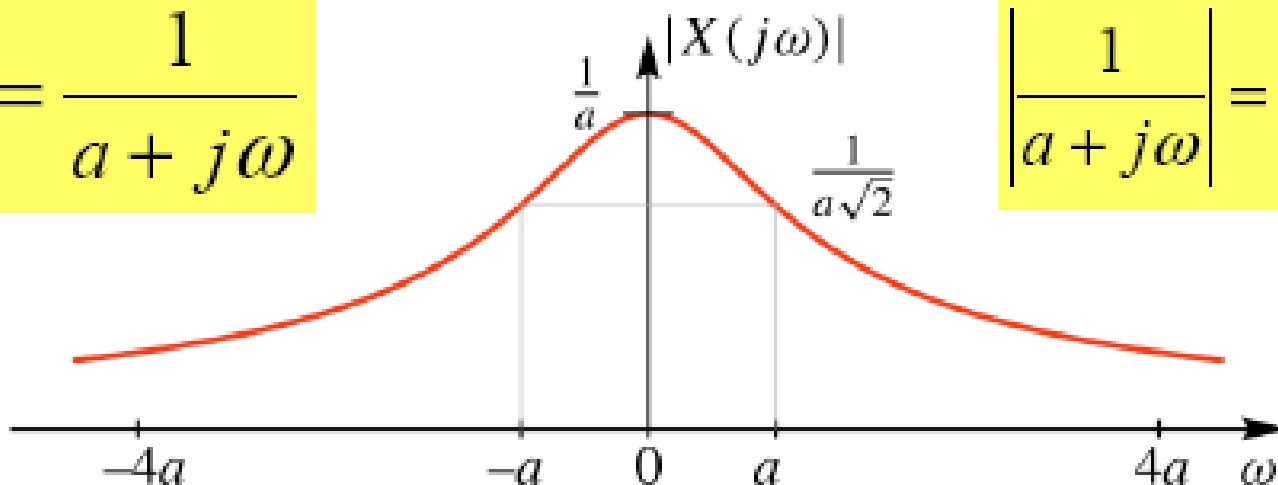


$$h(t) = e^{-t}u(t) \Leftrightarrow H(j\omega) = \frac{1}{1 + j\omega}$$

Magnitude and Phase Plots

$$H(j\omega) = \frac{1}{a + j\omega}$$

$$\left| \frac{1}{a + j\omega} \right| = \frac{1}{\sqrt{a^2 + \omega^2}}$$



$$\angle H(j\omega) = -\tan^{-1}\left(\frac{\omega}{a}\right)$$

$$H(-j\omega) = H^*(j\omega)$$

Example 2:

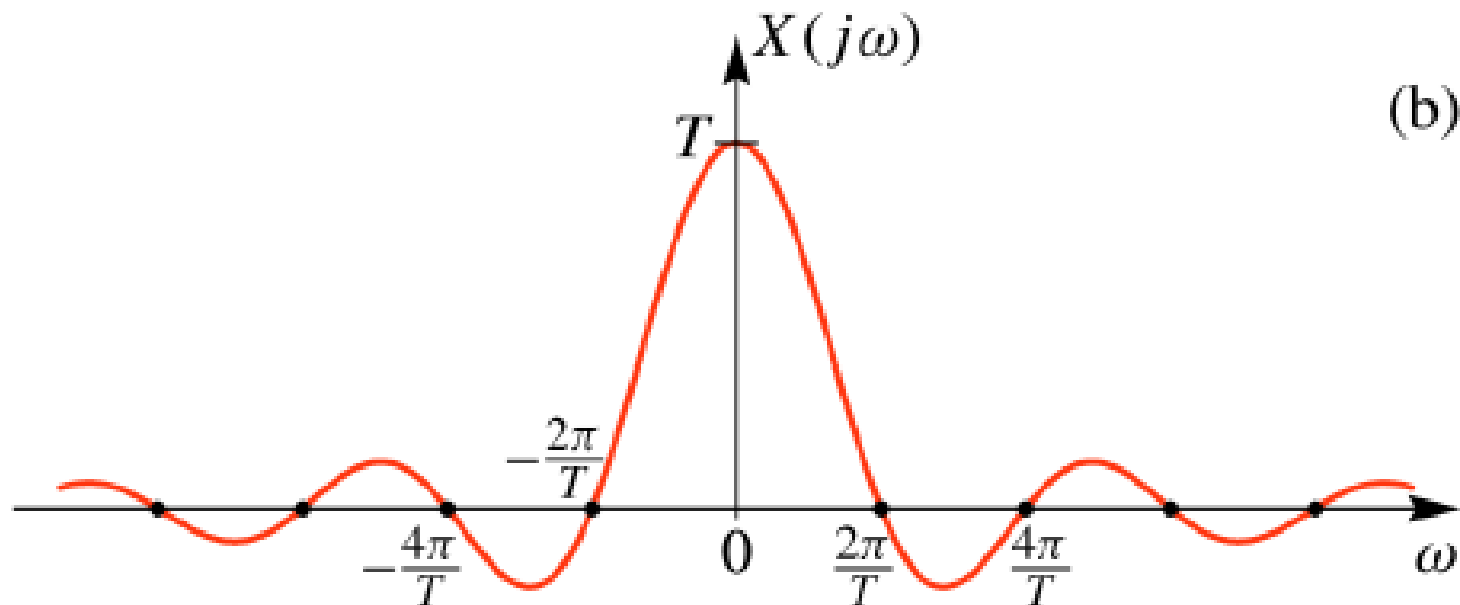
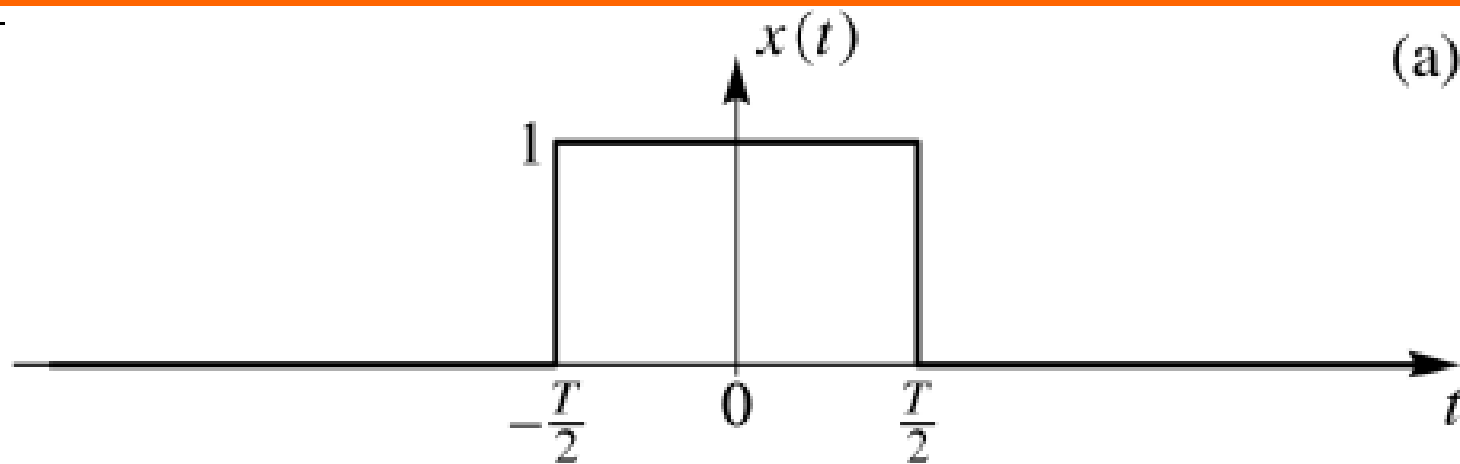
$$x(t) = \begin{cases} 1 & |t| < T/2 \\ 0 & |t| > T/2 \end{cases}$$

$$X(j\omega) = \int_{-T/2}^{T/2} (1)e^{-j\omega t} dt = \int_{-T/2}^{T/2} e^{-j\omega t} dt$$

$$X(j\omega) = \frac{e^{-j\omega t}}{-j\omega} \Big|_{-T/2}^{T/2} = \frac{e^{-j\omega T/2} - e^{j\omega T/2}}{-j\omega}$$

$$X(j\omega) = \frac{\sin(\omega T / 2)}{(\omega / 2)}$$

$$x(t) = \begin{cases} 1 & |t| < T/2 \\ 0 & |t| > T/2 \end{cases} \Leftrightarrow X(j\omega) = \frac{\sin(\omega T / 2)}{(\omega / 2)}$$



Example 3:

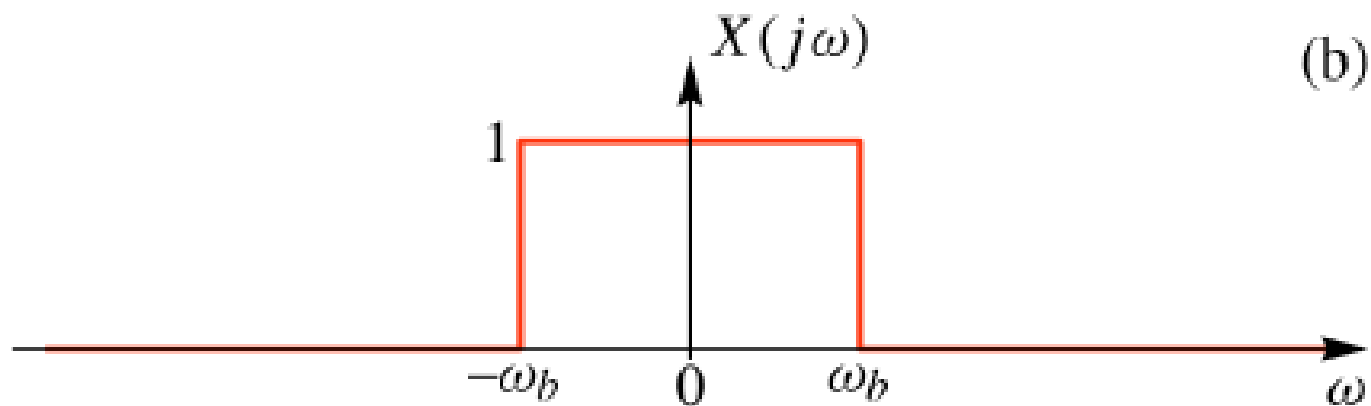
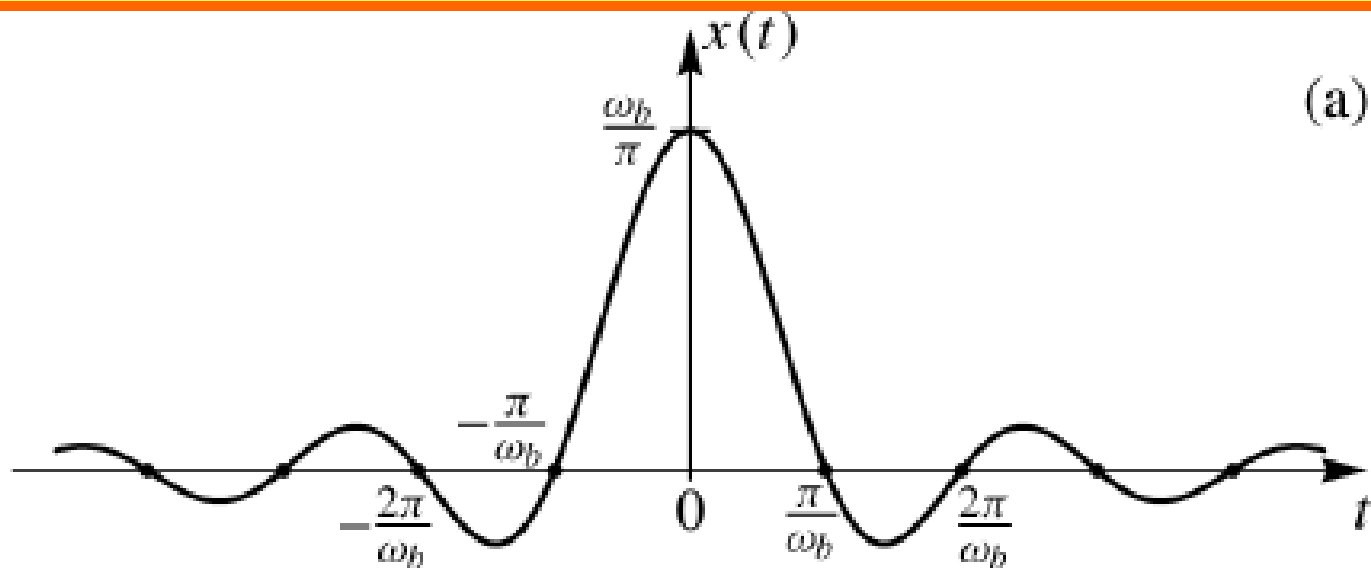
$$X(j\omega) = \begin{cases} 1 & |\omega| < \omega_b \\ 0 & |\omega| > \omega_b \end{cases}$$

$$x(t) = \frac{1}{2\pi} \int_{-\infty}^{\infty} X(j\omega) e^{j\omega t} d\omega = \frac{1}{2\pi} \int_{-\omega_b}^{\omega_b} 1 e^{j\omega t} d\omega$$

$$x(t) = \frac{1}{2\pi} \frac{e^{j\omega t}}{jt} \Big|_{-\omega_b}^{\omega_b} = \frac{1}{2\pi} \frac{e^{j\omega_b t} - e^{-j\omega_b t}}{jt}$$

$$x(t) = \frac{\sin(\omega_b t)}{\pi t}$$

$$x(t) = \frac{\sin(\omega_b t)}{\pi t} \Leftrightarrow X(j\omega) = \begin{cases} 1 & |\omega| < \omega_b \\ 0 & |\omega| > \omega_b \end{cases}$$



Example 4:

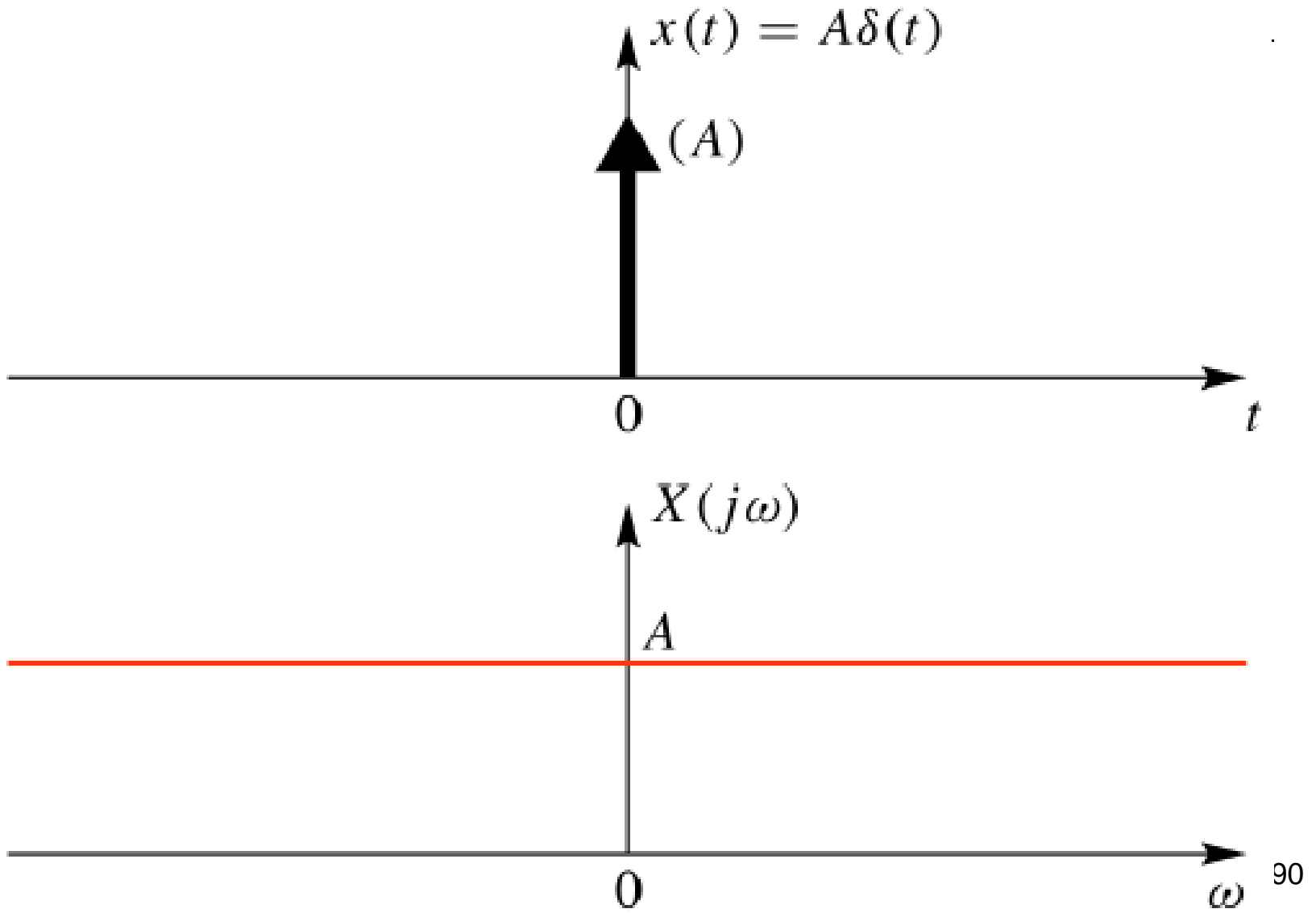
$$x(t) = \delta(t - t_0)$$

$$X(j\omega) = \int_{-\infty}^{\infty} \delta(t) e^{-j\omega t} dt = 1$$

Shifting Property of the Impulse

$$X(j\omega) = \int_{-\infty}^{\infty} \delta(t - t_0) e^{-j\omega t} dt = e^{-j\omega t_0}$$

$$x(t) = \delta(t) \Leftrightarrow X(j\omega) = 1$$



Example 5: $X(j\omega) = 2\pi\delta(\omega - \omega_0)$

$$x(t) = \frac{1}{2\pi} \int_{-\infty}^{\infty} 2\pi\delta(\omega - \omega_0) e^{j\omega t} d\omega = e^{j\omega_0 t}$$

$$x(t) = e^{j\omega_0 t} \Leftrightarrow X(j\omega) = 2\pi\delta(\omega - \omega_0)$$

$$x(t) = 1 \Leftrightarrow X(j\omega) = 2\pi\delta(\omega)$$

$$x(t) = \cos(\omega_0 t) \Leftrightarrow$$

$$X(j\omega) = \pi\delta(\omega - \omega_0) + \pi\delta(\omega + \omega_0)$$

$$x(t) = \cos(\omega_0 t) \Leftrightarrow$$

$$X(j\omega) = \pi\delta(\omega - \omega_0) + \pi\delta(\omega + \omega_0)$$

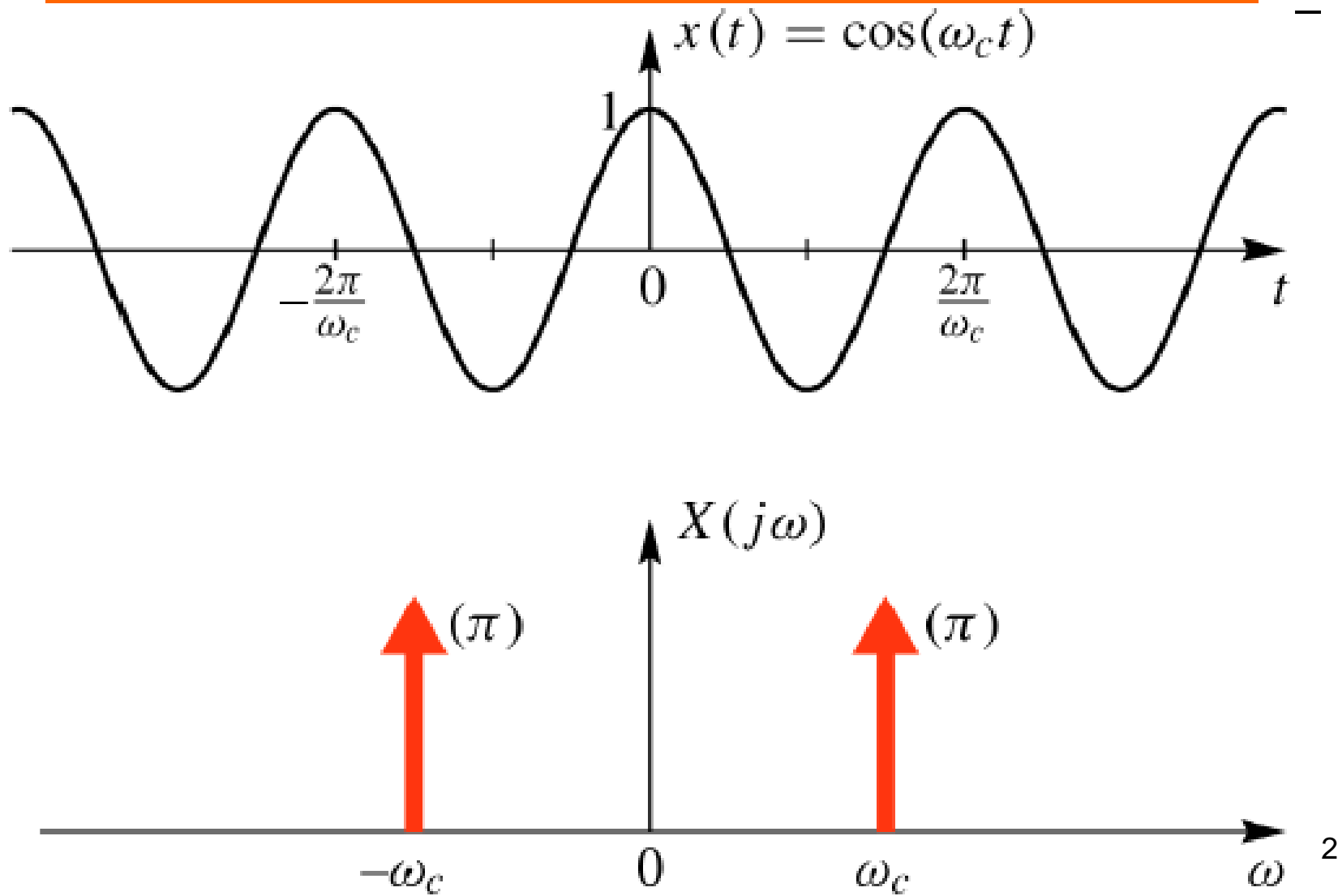


Table of Fourier Transforms

$$x(t) = e^{-at} u(t) \Leftrightarrow X(j\omega) = \frac{1}{a + j\omega}$$

$$x(t) = \begin{cases} 1 & |t| < T/2 \\ 0 & |t| > T/2 \end{cases} \Leftrightarrow X(j\omega) = \frac{\sin(\omega T / 2)}{(\omega / 2)}$$

$$x(t) = \frac{\sin(\omega_0 t)}{(\pi t)} \Leftrightarrow X(j\omega) = \begin{cases} 1 & |\omega| < \omega_0 \\ 0 & |\omega| > \omega_0 \end{cases}$$

$$x(t) = \delta(t - t_0) \Leftrightarrow X(j\omega) = e^{-j\omega t_0}$$

$$x(t) = e^{j\omega_0 t} \Leftrightarrow X(j\omega) = 2\pi\delta(\omega - \omega_0)$$

Fourier Transform

$$x(t) = \frac{1}{2\pi} \int_{-\infty}^{\infty} X(j\omega) e^{j\omega t} d\omega$$

Fourier Synthesis
(**Inverse** Transform)

$$X(j\omega) = \int_{-\infty}^{\infty} x(t) e^{-j\omega t} dt$$

Fourier Analysis
(**Forward** Transform)

Time - Domain \Leftrightarrow Frequency - Domain

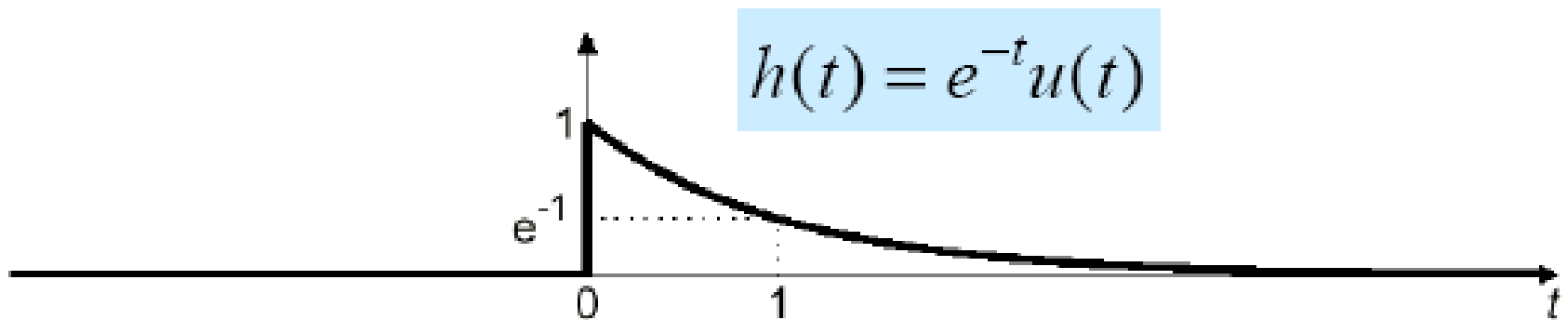
$$x(t) \Leftrightarrow X(j\omega)$$

WHY use the Fourier transform?

- Manipulate the “Frequency Spectrum”
- Analog Communication Systems
 - AM: Amplitude Modulation; FM
 - What are the “Building Blocks” ?
 - Abstract Layer, not implementation
- Ideal Filters: mostly BPFs
- Frequency Shifters
 - aka Modulators, Mixers or Multipliers: $x(t)p(t)$

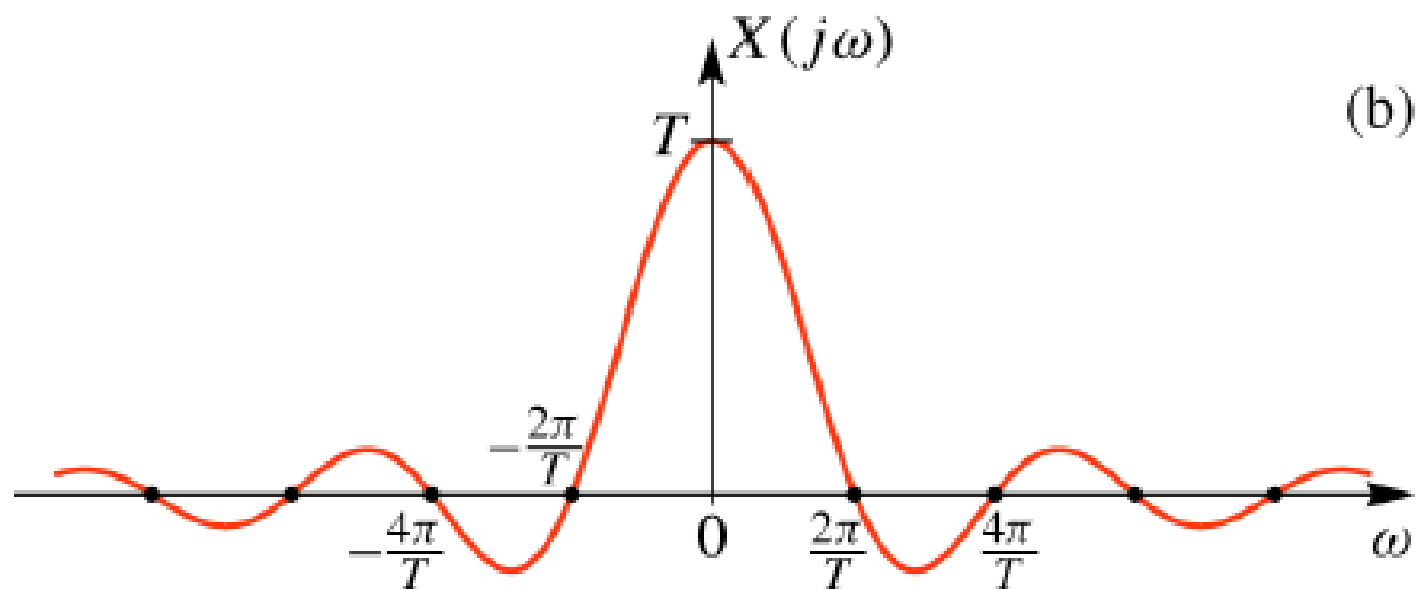
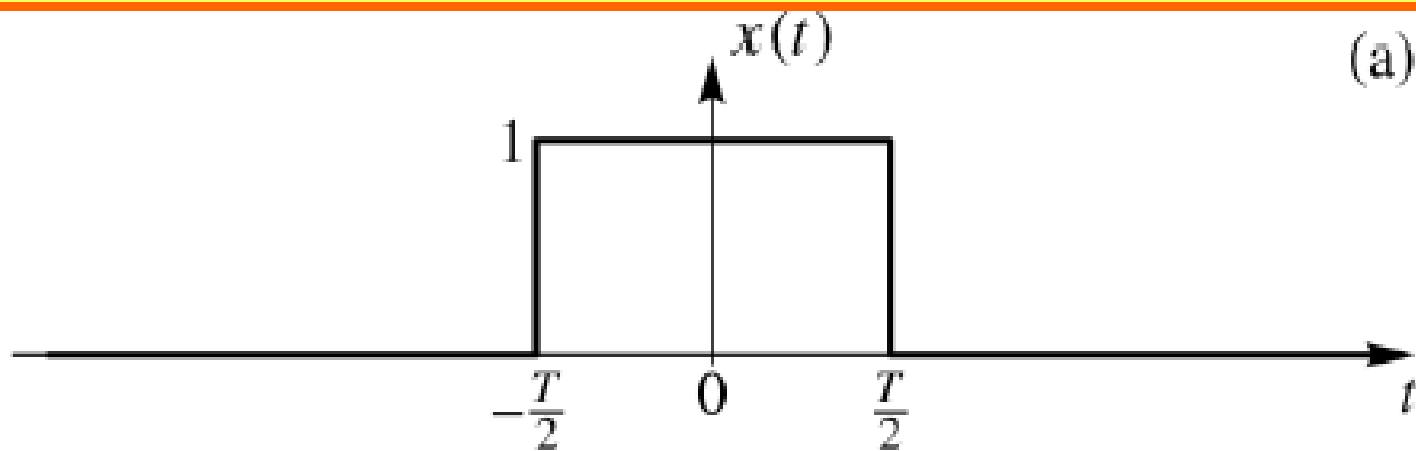
Frequency Response

- Fourier Transform of $h(t)$ is the Frequency Response

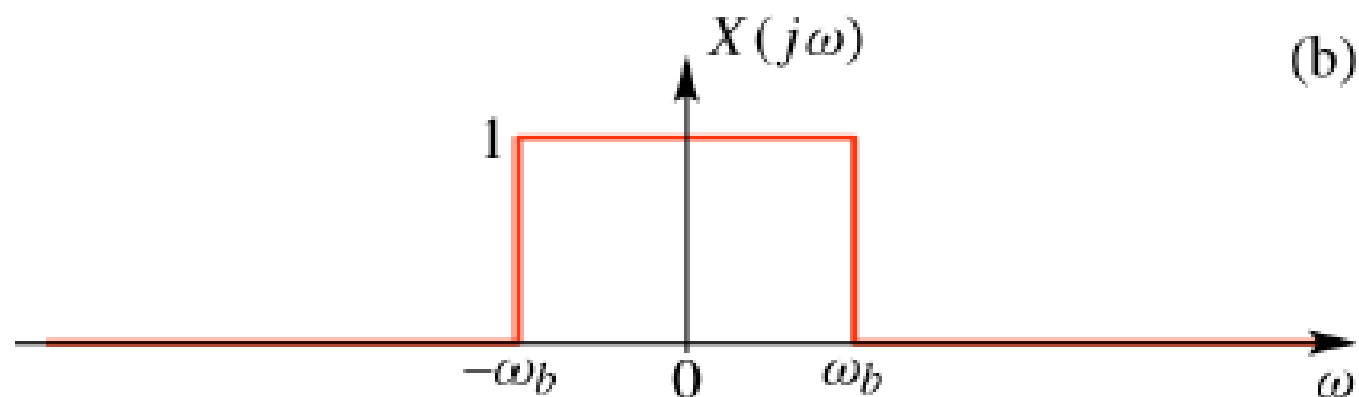
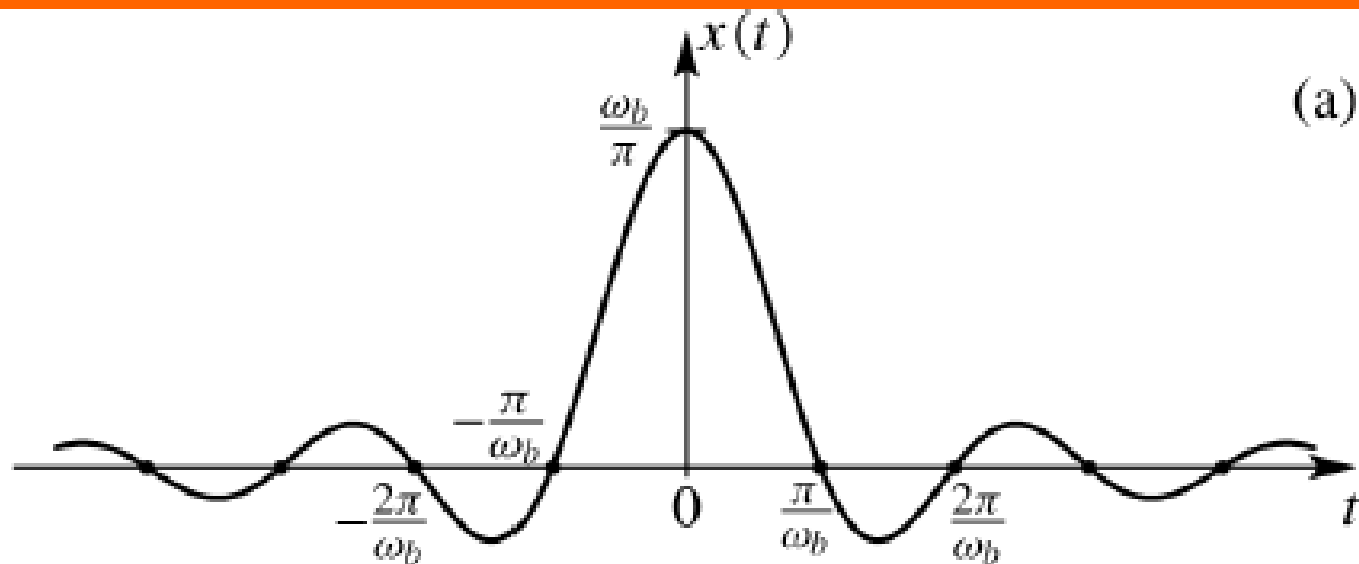


$$h(t) = e^{-t}u(t) \Leftrightarrow H(j\omega) = \frac{1}{1 + j\omega}$$

$$x(t) = \begin{cases} 1 & |t| < T/2 \\ 0 & |t| > T/2 \end{cases} \Leftrightarrow X(j\omega) = \frac{\sin(\omega T / 2)}{\omega / 2}$$



$$x(t) = \frac{\sin(\omega_b t)}{\pi t} \Leftrightarrow X(j\omega) = \begin{cases} 1 & |\omega| < \omega_b \\ 0 & |\omega| > \omega_b \end{cases}$$



$$x(t) = \delta(t - t_0) \iff X(j\omega) = e^{-j\omega t_0}$$

$$t_0 = 0$$

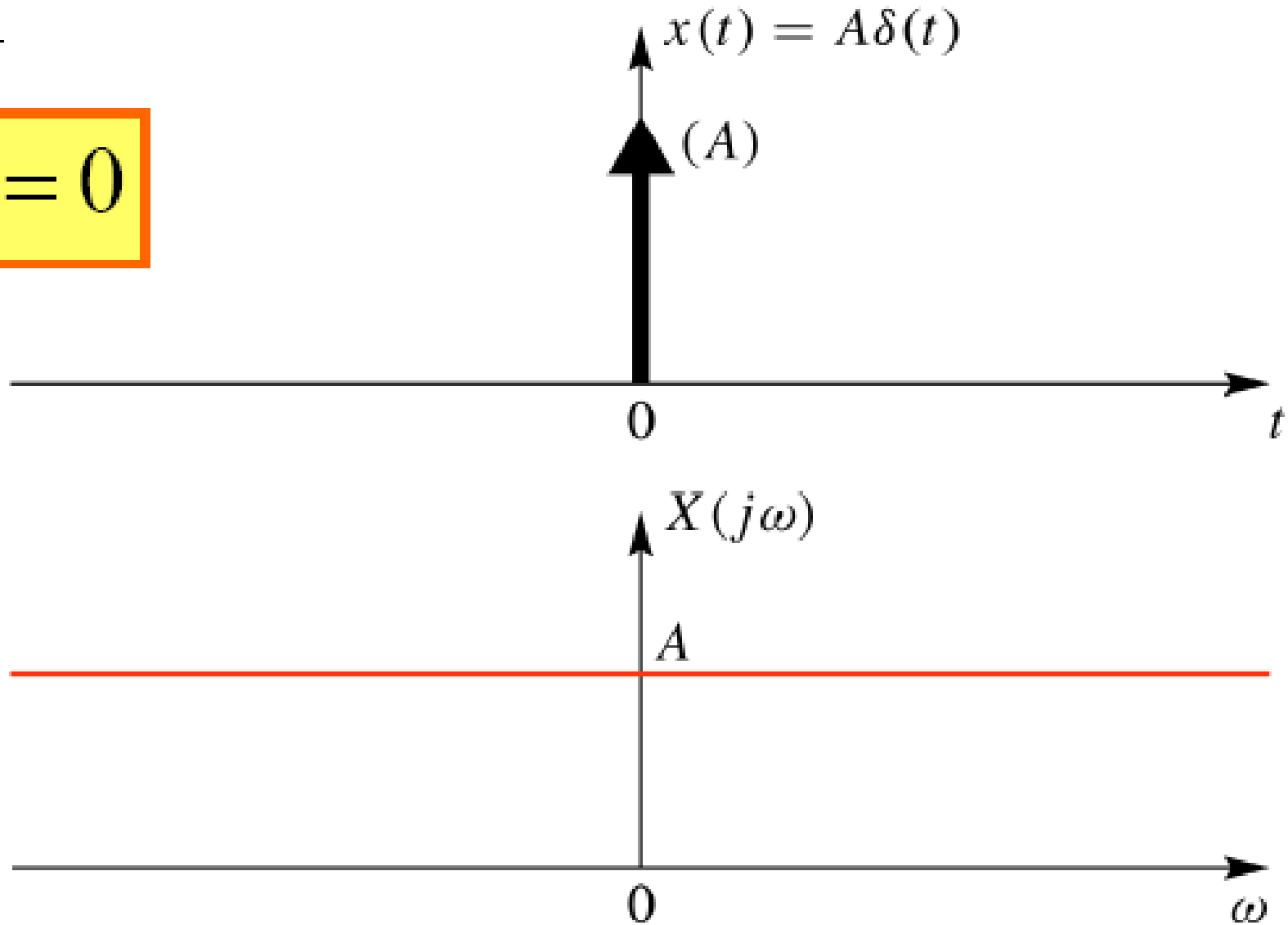


Table of Fourier Transforms

$$x(t) = e^{-t}u(t) \Leftrightarrow X(j\omega) = \frac{1}{1 + j\omega}$$

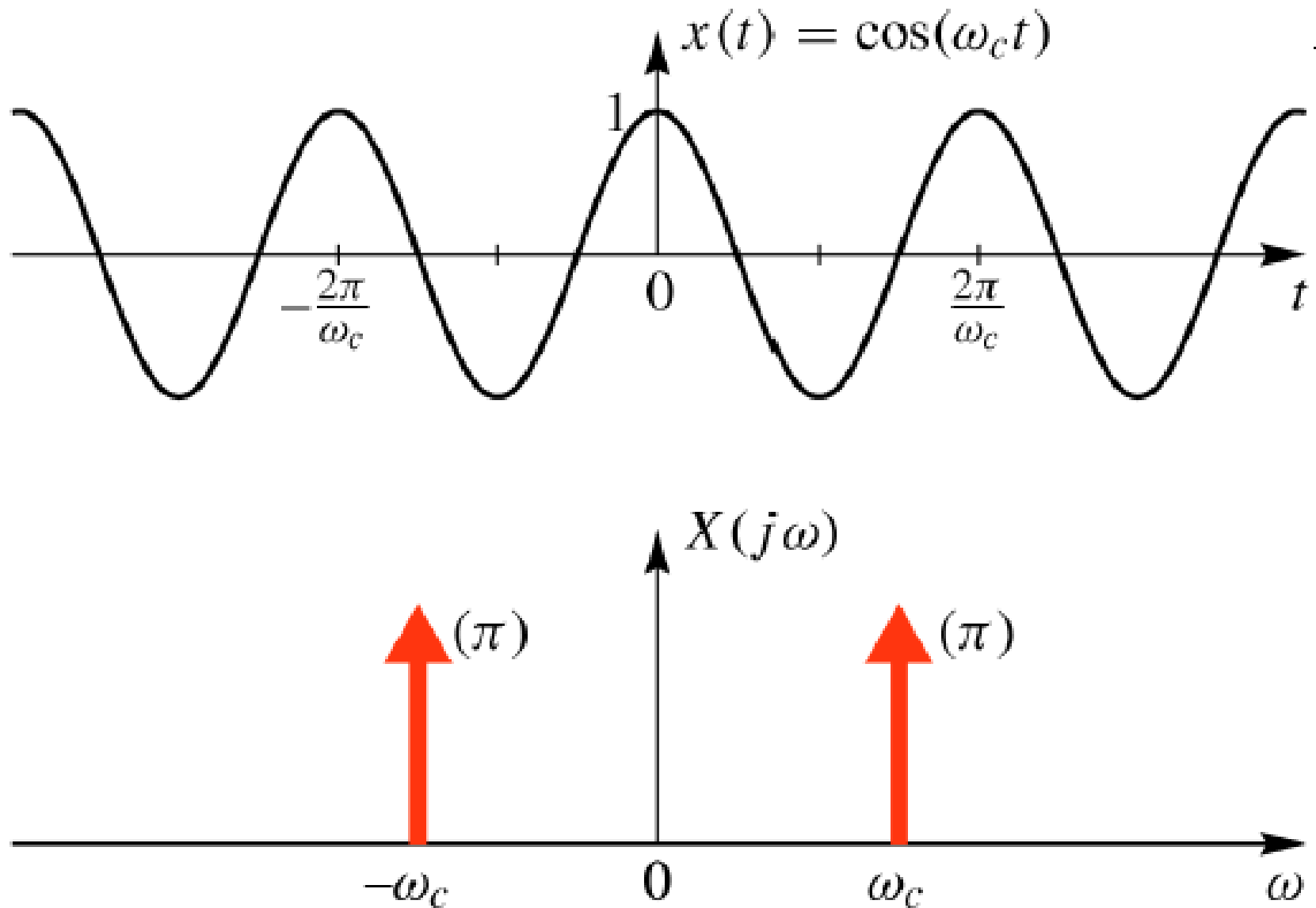
$$x(t) = \begin{cases} 1 & |t| < T/2 \\ 0 & |t| > T/2 \end{cases} \Leftrightarrow X(j\omega) = \frac{\sin(\omega T/2)}{\omega/2}$$

$$x(t) = \frac{\sin(\omega_b t)}{\pi t} \Leftrightarrow X(j\omega) = \begin{cases} 1 & |\omega| < \omega_b \\ 0 & |\omega| > \omega_b \end{cases}$$

$$x(t) = \delta(t - t_0) \Leftrightarrow X(j\omega) = e^{-j\omega t_0}$$

$$x(t) = e^{j\omega_c t} \Leftrightarrow X(j\omega) = 2\pi\delta(\omega - \omega_c)$$

$$x(t) = \cos(\omega_c t) \Leftrightarrow X(j\omega) = \pi\delta(\omega - \omega_c) + \pi\delta(\omega + \omega_c)$$



Fourier Transform of a General Periodic Signal

- If $x(t)$ is periodic with period T_0 ,

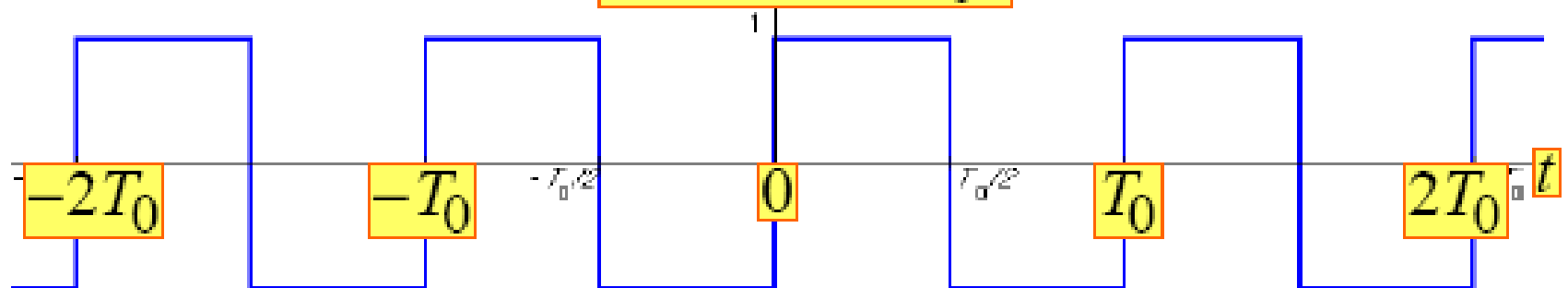
$$x(t) = \sum_{k=-\infty}^{\infty} a_k e^{jk\omega_0 t} \quad a_k = \frac{1}{T_0} \int_0^{T_0} x(t) e^{-jk\omega_0 t} dt$$

Therefore, since $e^{jk\omega_0 t} \Leftrightarrow 2\pi\delta(\omega - k\omega_0)$

$$X(j\omega) = \sum_{k=-\infty}^{\infty} 2\pi a_k \delta(\omega - k\omega_0)$$

Square Wave Signal

$$x(t) = x(t + T_0)$$



$$a_k = \frac{1}{T_0} \int_0^{T_0/2} (1) e^{-j\omega_0 kt} dt + \frac{1}{T_0} \int_{T_0/2}^{T_0} (-1) e^{-j\omega_0 kt} dt$$

$$a_k = \frac{e^{-j\omega_0 kt} \Big|_0^{T_0/2}}{-j\omega_0 k T_0} - \frac{e^{-j\omega_0 kt} \Big|_{T_0/2}^{T_0}}{-j\omega_0 k T_0} = \frac{1 - e^{-j\pi k}}{j\pi k}$$

Square Wave Fourier Transform

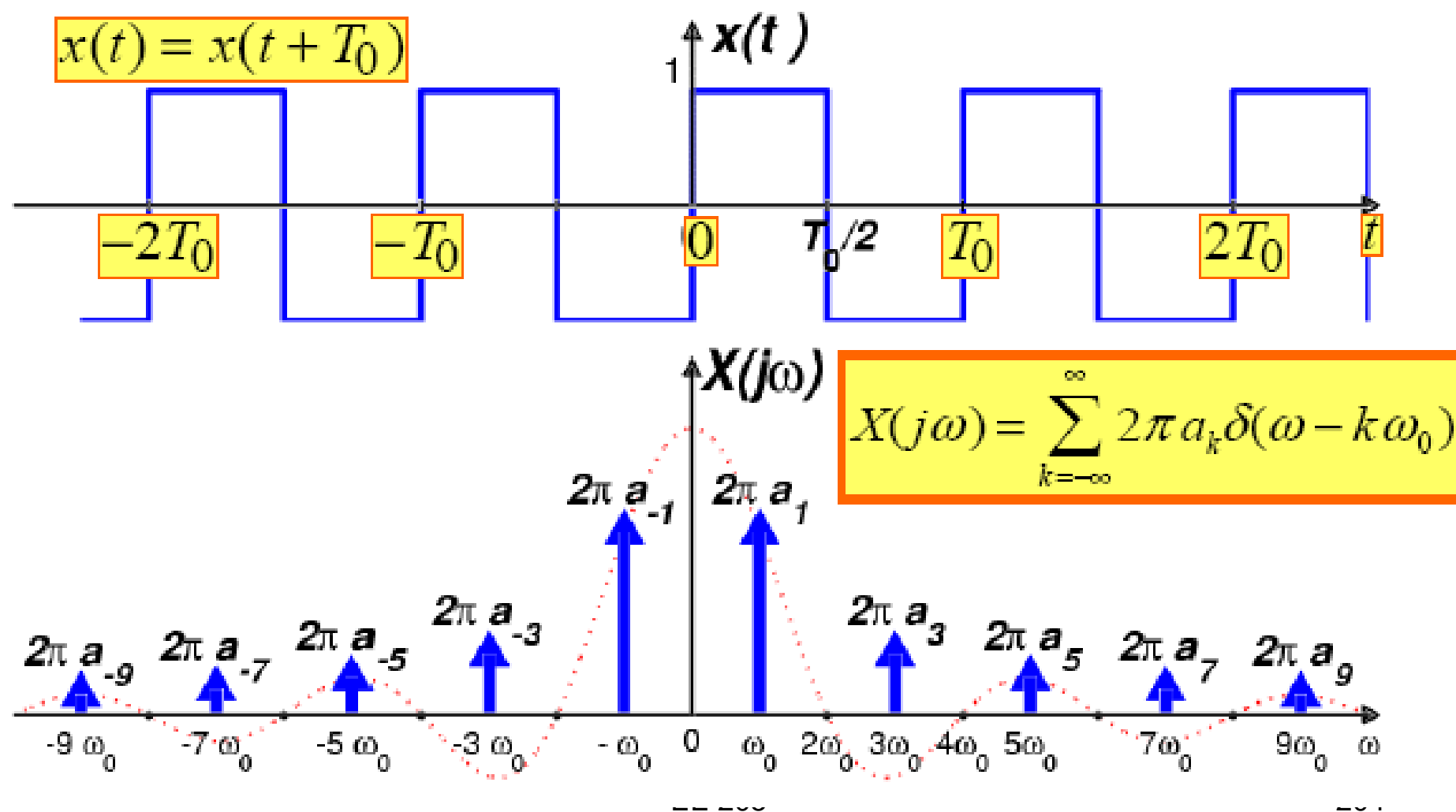


Table of Easy FT Properties

Linearity Property

$$ax_1(t) + bx_2(t) \Leftrightarrow aX_1(j\omega) + bX_2(j\omega)$$

Delay Property

$$x(t - t_d) \Leftrightarrow e^{-j\omega t_d} X(j\omega)$$

Frequency Shifting

$$x(t)e^{j\omega_0 t} \Leftrightarrow X(j(\omega - \omega_0))$$

Scaling

$$x(at) \Leftrightarrow \frac{1}{|a|} X(j\left(\frac{\omega}{a}\right))$$

Scaling Property

$$x(at) \Leftrightarrow \frac{1}{|a|} X(j\frac{\omega}{a})$$

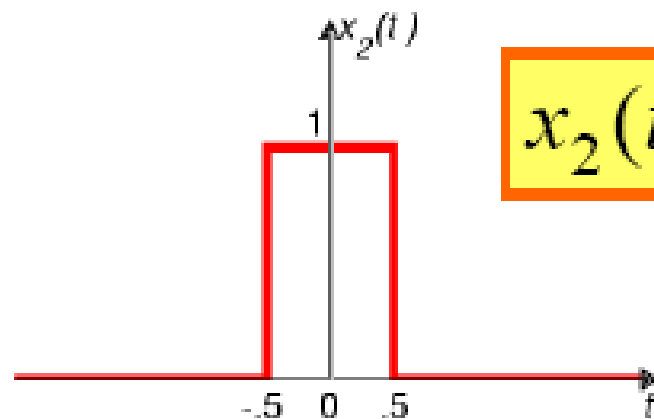
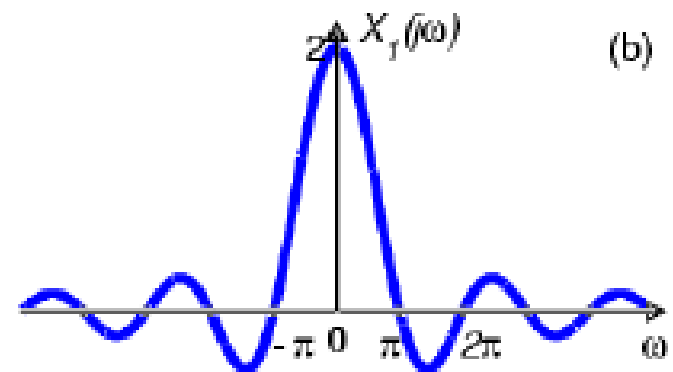
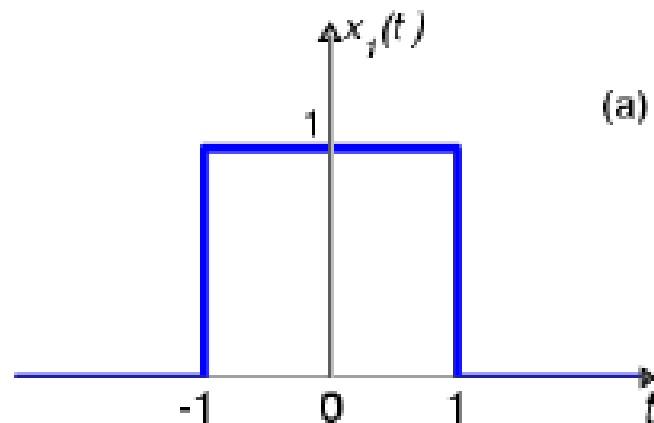
$$\int_{-\infty}^{\infty} x(at) e^{-j\omega t} dt = \int_{-\infty}^{\infty} x(\lambda) e^{-j\omega(\lambda/a)} \frac{d\lambda}{|a|}$$

$$= \frac{1}{|a|} X(j\frac{\omega}{a})$$

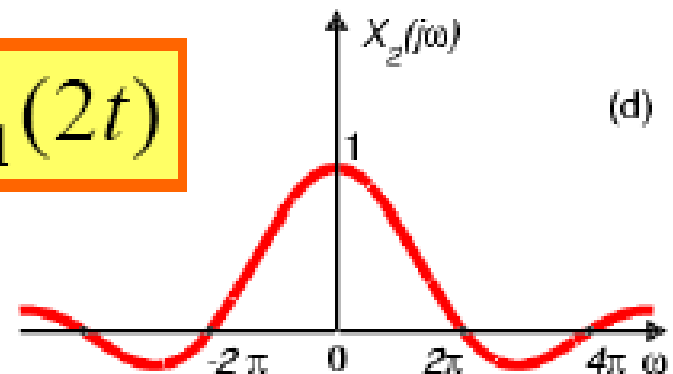
$x(2t)$ shrinks; $\frac{1}{2} X(j\frac{\omega}{2})$ expands

Scaling Property

$$x(at) \Leftrightarrow \frac{1}{|a|} X\left(j\frac{\omega}{a}\right)$$



$$x_2(t) = x_1(2t)$$



Uncertainty Principle

- Try to make $x(t)$ shorter
 - Then $X(j\omega)$ will get wider
 - Narrow pulses have wide bandwidth
- Try to make $X(j\omega)$ narrower
 - Then $x(t)$ will have longer duration
- **Cannot simultaneously reduce time duration and bandwidth**

Significant FT Properties

$$x(t) * h(t) \Leftrightarrow H(j\omega)X(j\omega)$$

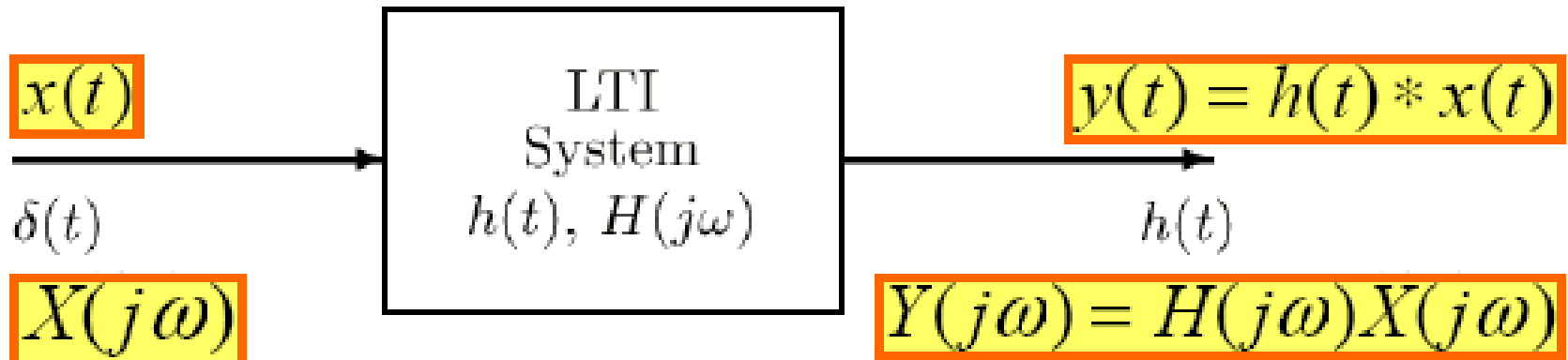
$$x(t)p(t) \Leftrightarrow \frac{1}{2\pi} X(j\omega) * P(j\omega)$$

$$x(t)e^{j\omega_0 t} \Leftrightarrow X(j(\omega - \omega_0))$$

Differentiation Property

$$\frac{dx(t)}{dt} \Leftrightarrow (j\omega)X(j\omega)$$

Convolution Property



- Convolution in the time-domain

$$y(t) = h(t) * x(t) = \int_{-\infty}^{\infty} h(\tau)x(t - \tau)d\tau$$

corresponds to **MULTIPLICATION** in the frequency-domain

$$Y(j\omega) = H(j\omega)X(j\omega)$$

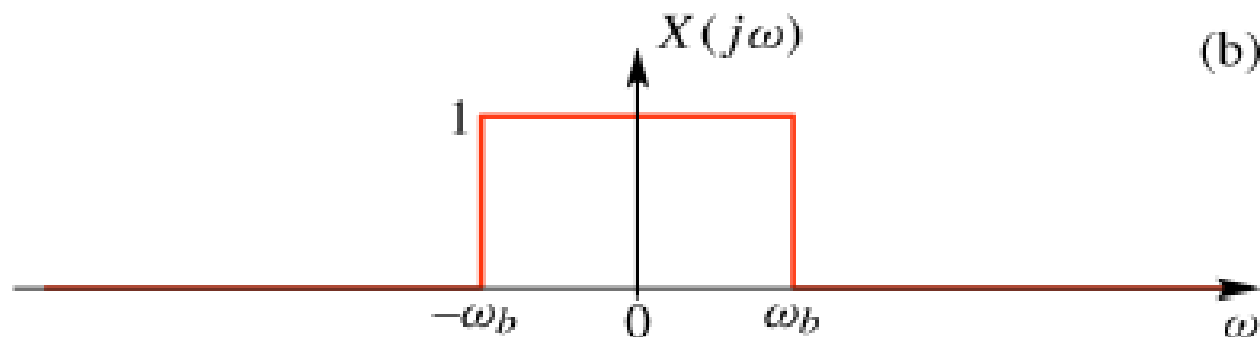
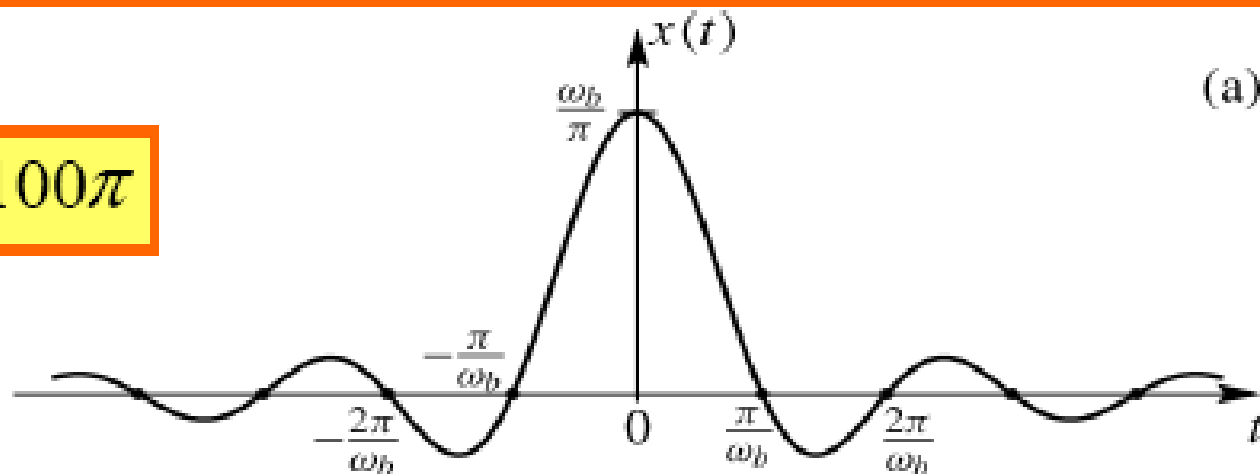
Convolution Example

- Bandlimited **Input** Signal
 - “sinc” function
- Ideal LPF (Lowpass Filter)
 - **$h(t)$** is a “sinc”
- **Output** is Bandlimited
 - Convolve “sincs”

Ideally Bandlimited Signal

$$x(t) = \frac{\sin(100\pi t)}{\pi t} \Leftrightarrow X(j\omega) = \begin{cases} 1 & |\omega| < 100\pi \\ 0 & |\omega| > 100\pi \end{cases}$$

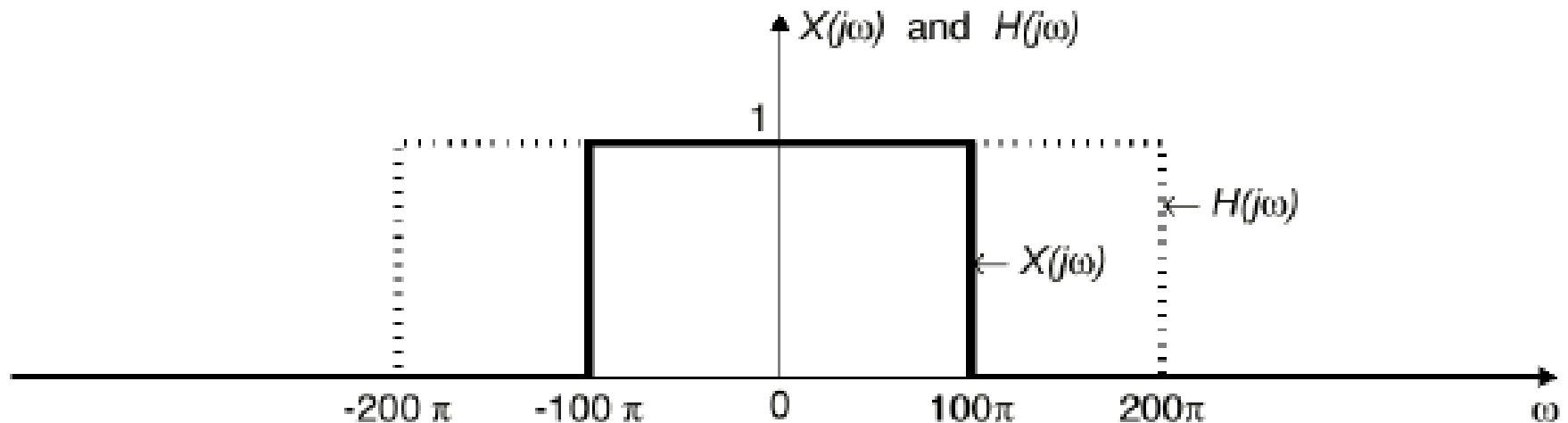
$$\omega_b = 100\pi$$



Convolution Example


$$x(t) * h(t) \Leftrightarrow H(j\omega)X(j\omega)$$

$$\frac{\sin(100\pi t)}{\pi t} * \frac{\sin(200\pi t)}{\pi t} = \frac{\sin(100\pi t)}{\pi t}$$

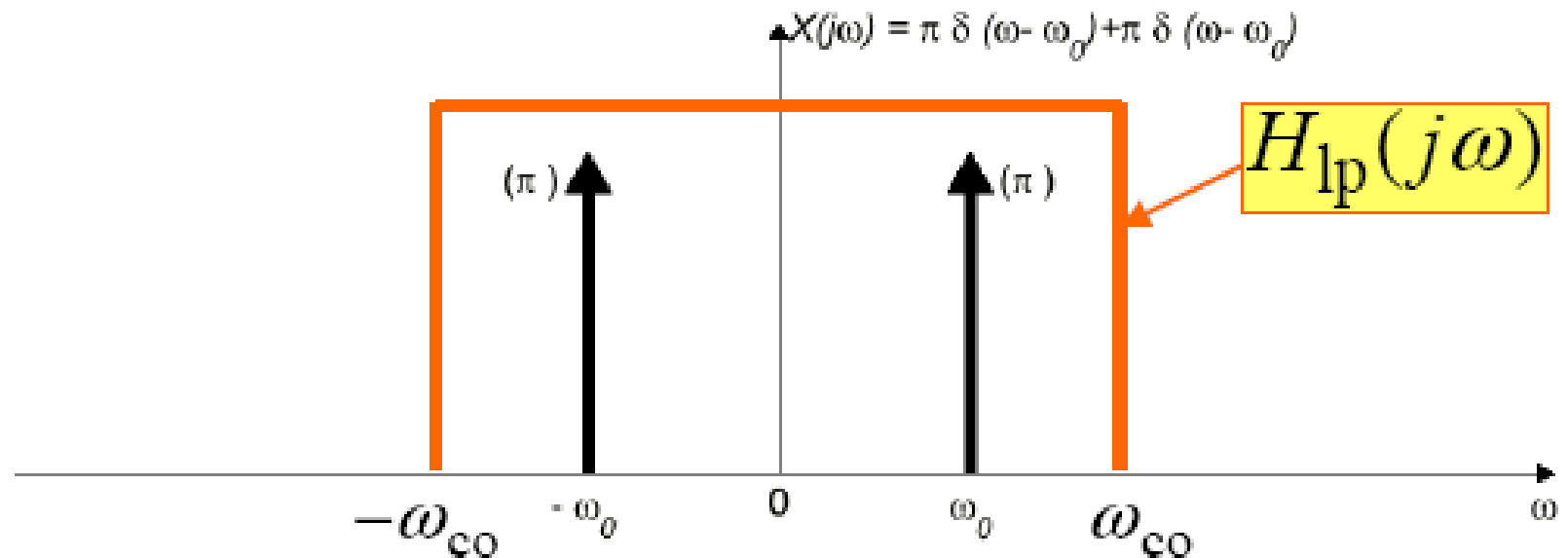


Cosine Input to LTI System

$$\begin{aligned} Y(j\omega) &= H(j\omega)X(j\omega) \\ &= H(j\omega)[\pi\delta(\omega - \omega_0) + \pi\delta(\omega + \omega_0)] \\ &= H(j\omega_0)\pi\delta(\omega - \omega_0) + H(-j\omega_0)\pi\delta(\omega + \omega_0) \end{aligned}$$


$$\begin{aligned} y(t) &= H(j\omega_0)\frac{1}{2}e^{j\omega_0 t} + H(-j\omega_0)\frac{1}{2}e^{-j\omega_0 t} \\ &= H(j\omega_0)\frac{1}{2}e^{j\omega_0 t} + H^*(j\omega_0)\frac{1}{2}e^{-j\omega_0 t} \\ &= |H(j\omega_0)|\cos(\omega_0 t + \angle H(j\omega_0)) \end{aligned}$$

Ideal Lowpass Filter

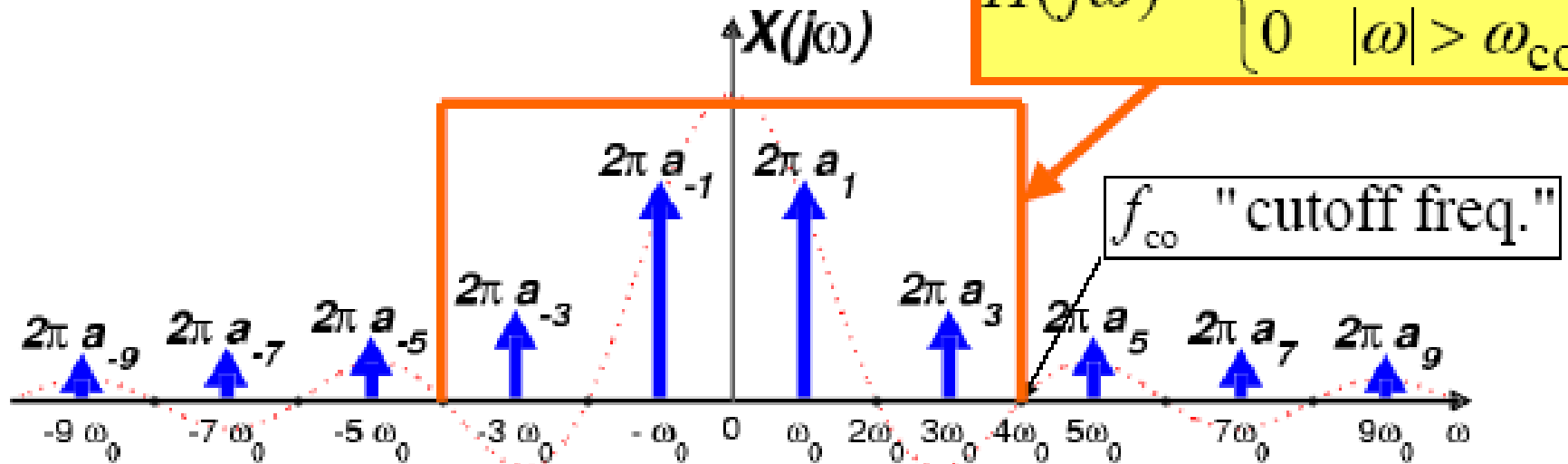


$$y(t) = x(t) \quad \text{if } \omega_0 < \omega_{c0}$$

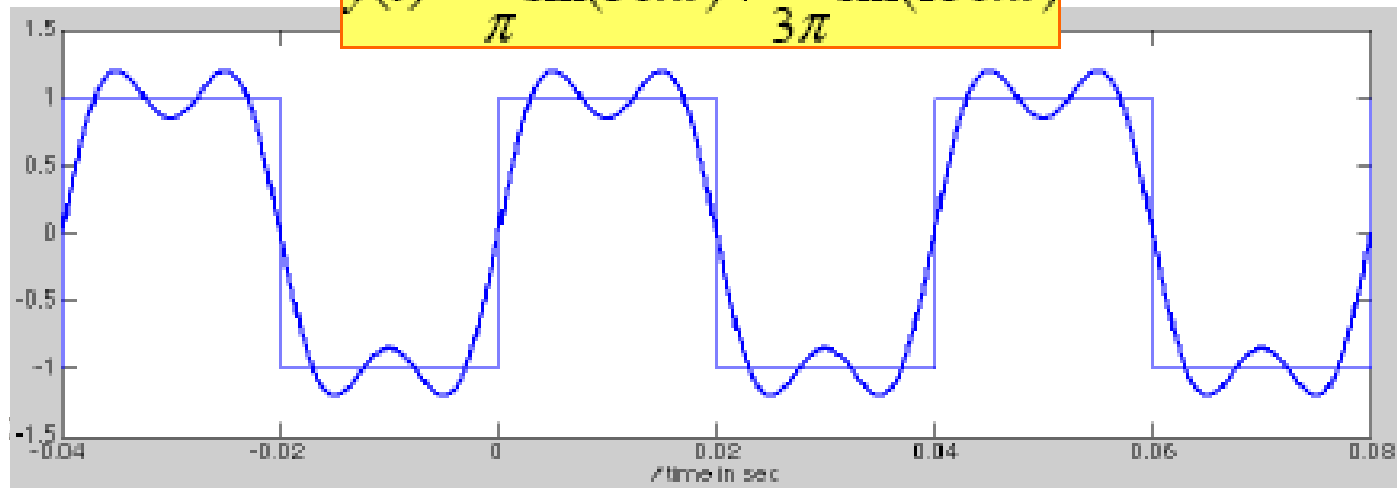
$$y(t) = 0 \quad \text{if } \omega_0 > \omega_{c0}$$

Ideal Lowpass Filter

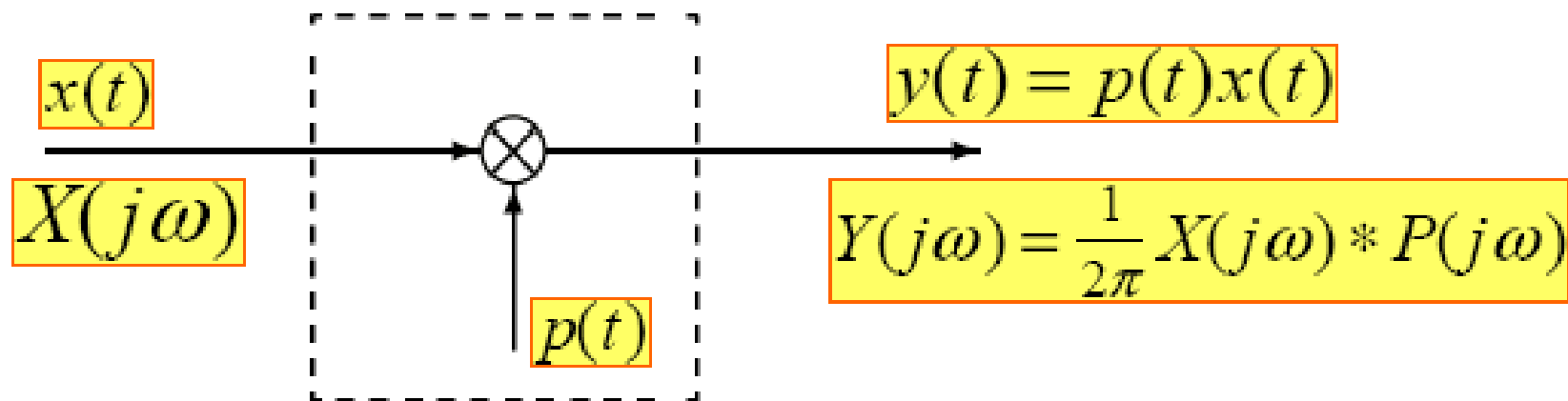
$$H(j\omega) = \begin{cases} 1 & |\omega| < \omega_{co} \\ 0 & |\omega| > \omega_{co} \end{cases}$$



$$y(t) = \frac{4}{\pi} \sin(50\pi t) + \frac{4}{3\pi} \sin(150\pi t)$$



Signal Multiplier (Modulator)



- Multiplication in the time-domain corresponds to convolution in the frequency-domain.

$$Y(j\omega) = \frac{1}{2\pi} \int_{-\infty}^{\infty} X(j\theta) P(j(\omega - \theta)) d\theta$$

Frequency Shifting Property

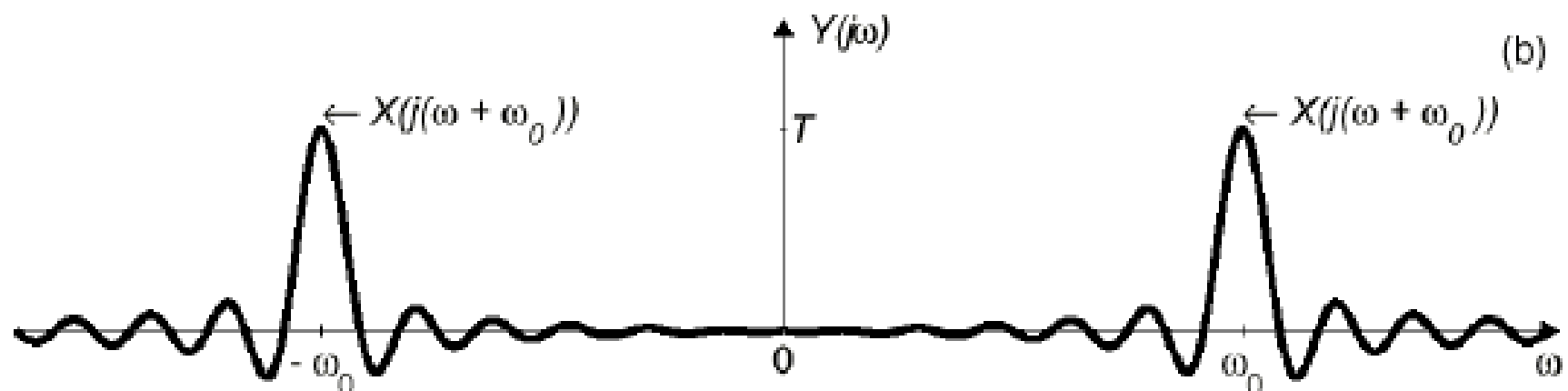
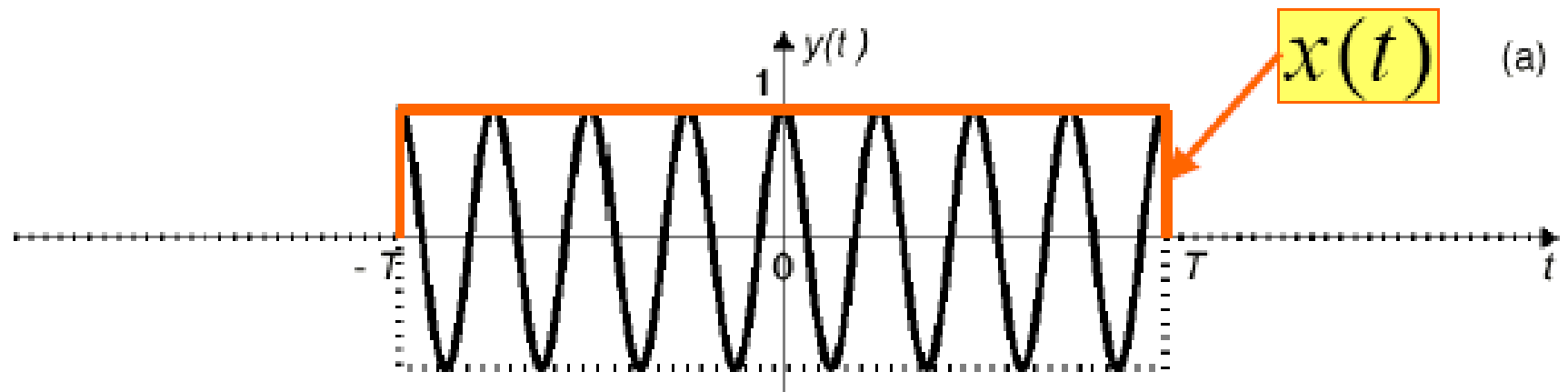
$$x(t)e^{j\omega_0 t} \Leftrightarrow X(j(\omega - \omega_0))$$

$$\begin{aligned} \int_{-\infty}^{\infty} e^{j\omega_0 t} x(t) e^{-j\omega t} dt &= \int_{-\infty}^{\infty} x(t) e^{-j(\omega - \omega_0)t} dt \\ &= X(j(\omega - \omega_0)) \end{aligned}$$

$$y(t) = \frac{\sin 7t}{\pi t} e^{j\omega_0 t} \Leftrightarrow Y(j\omega) = \begin{cases} 1 & \omega_0 - 7 < \omega < \omega_0 + 7 \\ 0 & \text{elsewhere} \end{cases}$$

$$y(t) = x(t) \cos(\omega_0 t) \Leftrightarrow$$

$$Y(j\omega) = \frac{1}{2} X(j(\omega - \omega_0)) + \frac{1}{2} X(j(\omega + \omega_0))$$



Differentiation Property

$$\frac{dx(t)}{dt} = \frac{d}{dt} \left(\frac{1}{2\pi} \int_{-\infty}^{\infty} X(j\omega) e^{j\omega t} d\omega \right)$$

$$= \frac{1}{2\pi} \int_{-\infty}^{\infty} (j\omega) X(j\omega) e^{j\omega t} d\omega$$

Multiply by $j\omega$

$$\begin{aligned} \frac{d}{dt} \left(e^{-at} u(t) \right) &= -ae^{-at} u(t) + e^{-at} \delta(t) \\ &= \delta(t) - ae^{-at} u(t) \end{aligned}$$

$$\Leftrightarrow \frac{j\omega}{a + j\omega}$$

Table of Easy FT Properties

Linearity Property

$$ax_1(t) + bx_2(t) \Leftrightarrow aX_1(j\omega) + bX_2(j\omega)$$

Delay Property

$$x(t - t_d) \Leftrightarrow e^{-j\omega t_d} X(j\omega)$$

Frequency Shifting

$$x(t)e^{j\omega_0 t} \Leftrightarrow X(j(\omega - \omega_0))$$

Scaling

$$x(at) \Leftrightarrow \frac{1}{|a|} X(j\left(\frac{\omega}{a}\right))$$

Table of FT Properties

$$x(t) * h(t) \Leftrightarrow H(j\omega)X(j\omega)$$

$$x(t)p(t) \Leftrightarrow \frac{1}{2\pi} X(j\omega) * P(j\omega)$$

$$x(t)e^{j\omega_0 t} \Leftrightarrow X(j(\omega - \omega_0))$$

Differentiation Property

$$\frac{dx(t)}{dt} \Leftrightarrow (j\omega)X(j\omega)$$

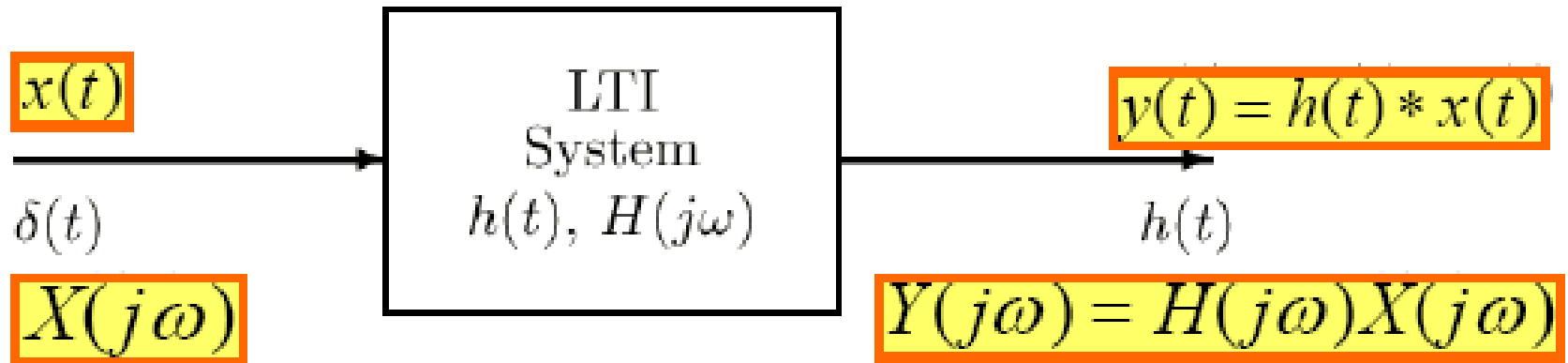
Frequency Shifting Property

$$x(t)e^{j\omega_0 t} \Leftrightarrow X(j(\omega - \omega_0))$$

$$\begin{aligned} \int_{-\infty}^{\infty} e^{-j\omega_0 t} x(t) e^{-j\omega t} dt &= \int_{-\infty}^{\infty} x(t) e^{-j(\omega - \omega_0)t} dt \\ &= X(j(\omega - \omega_0)) \end{aligned}$$

$$y(t) = \frac{\sin 7t}{\pi t} e^{j\omega_0 t} \Leftrightarrow Y(j\omega) = \begin{cases} 1 & \omega_0 - 7 < \omega < \omega_0 + 7 \\ 0 & \text{elsewhere} \end{cases}$$

Convolution Property



- Convolution in the time-domain


$$y(t) = h(t) * x(t) = \int_{-\infty}^{\infty} h(\tau)x(t - \tau)d\tau$$

corresponds to **MULTIPLICATION** in the frequency-domain

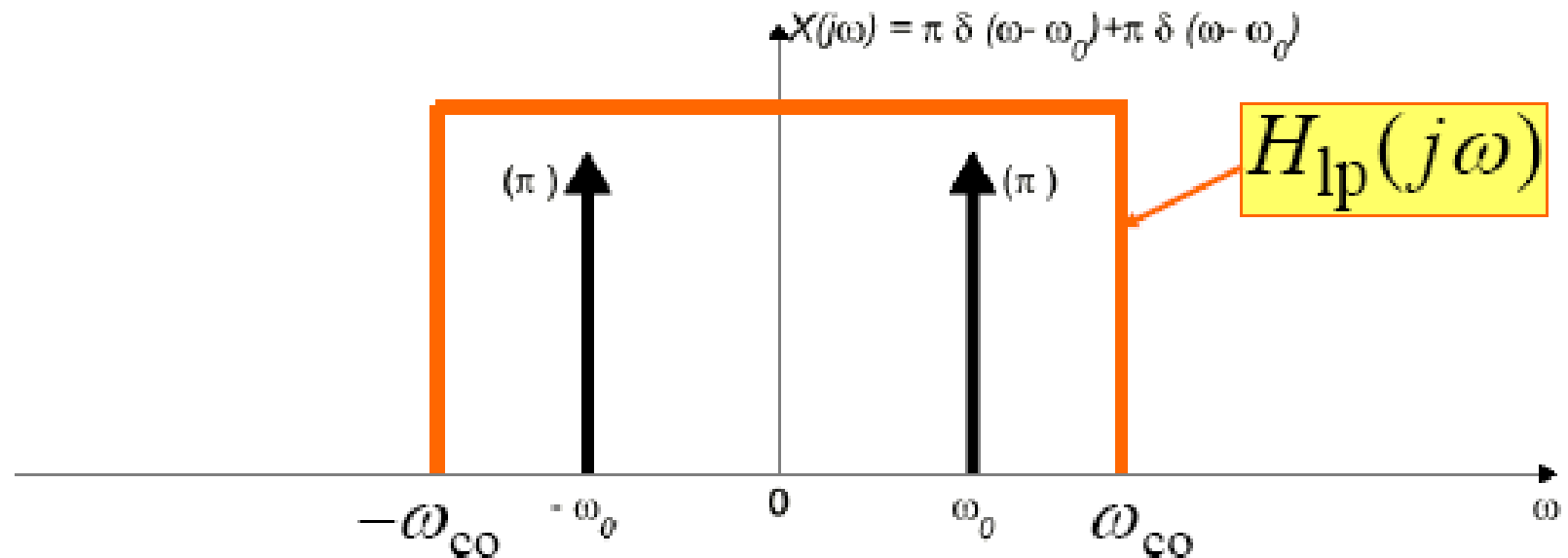
$$Y(j\omega) = H(j\omega)X(j\omega)$$

Cosine Input to LTI System

$$\begin{aligned} Y(j\omega) &= H(j\omega)X(j\omega) \\ &= H(j\omega)[\pi\delta(\omega - \omega_0) + \pi\delta(\omega + \omega_0)] \\ &= H(j\omega_0)\pi\delta(\omega - \omega_0) + H(-j\omega_0)\pi\delta(\omega + \omega_0) \end{aligned}$$


$$\begin{aligned} y(t) &= H(j\omega_0)\frac{1}{2}e^{j\omega_0 t} + H(-j\omega_0)\frac{1}{2}e^{-j\omega_0 t} \\ &= H(j\omega_0)\frac{1}{2}e^{j\omega_0 t} + H^*(j\omega_0)\frac{1}{2}e^{-j\omega_0 t} \\ &= |H(j\omega_0)|\cos(\omega_0 t + \angle H(j\omega_0)) \end{aligned}$$

Ideal Lowpass Filter

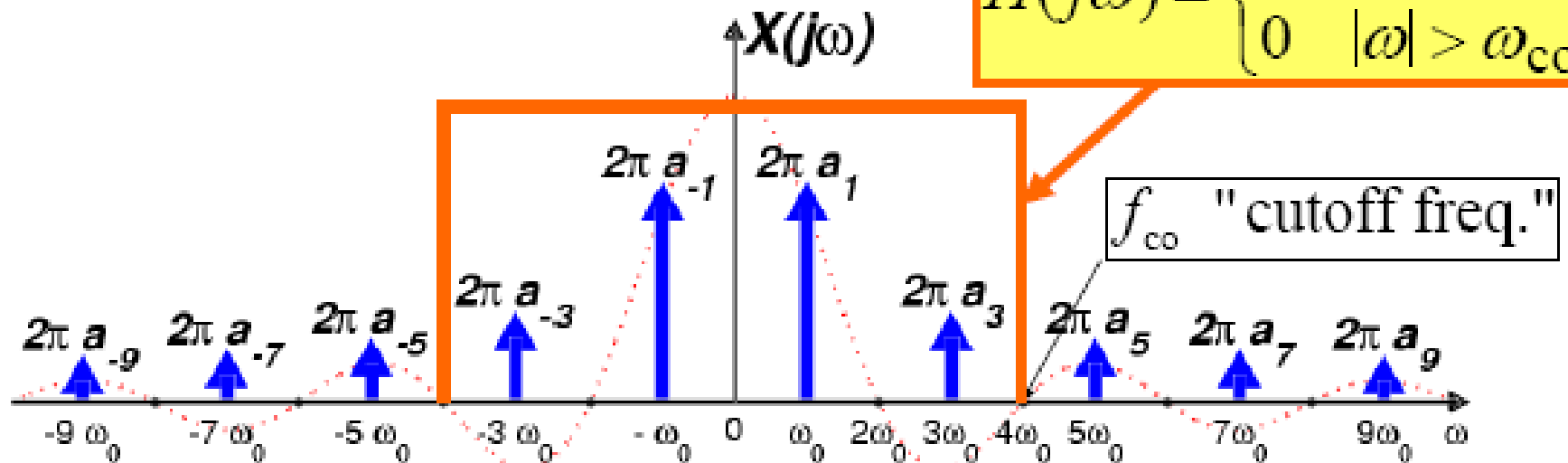


$$y(t) = x(t) \quad \text{if } \omega_0 < \omega_{c0}$$

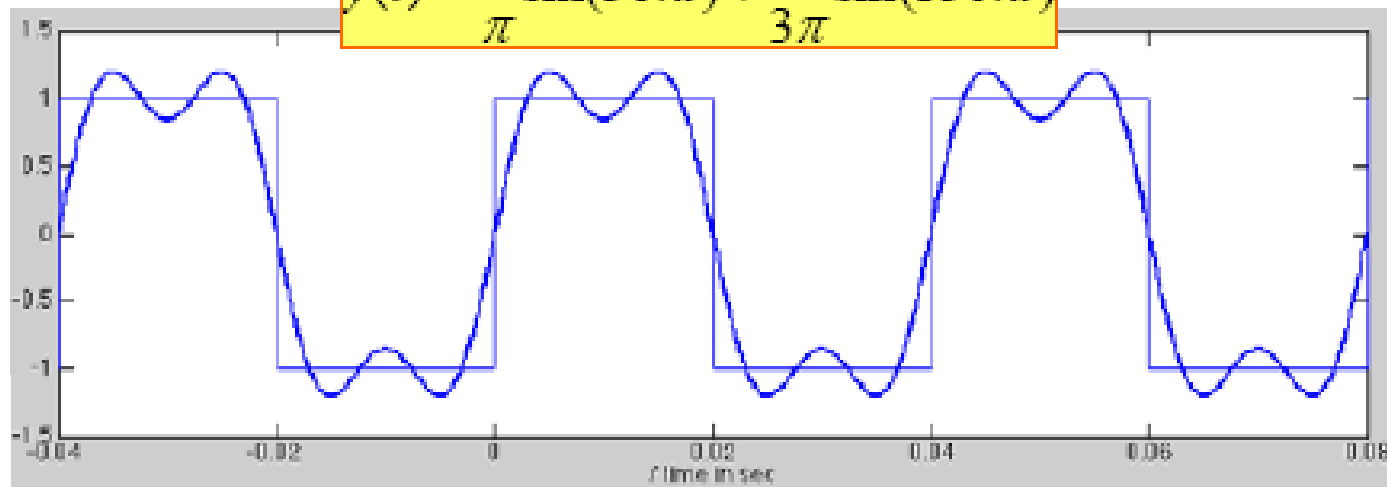
$$y(t) = 0 \quad \text{if } \omega_0 > \omega_{c0}$$

Ideal LPF: Fourier Series

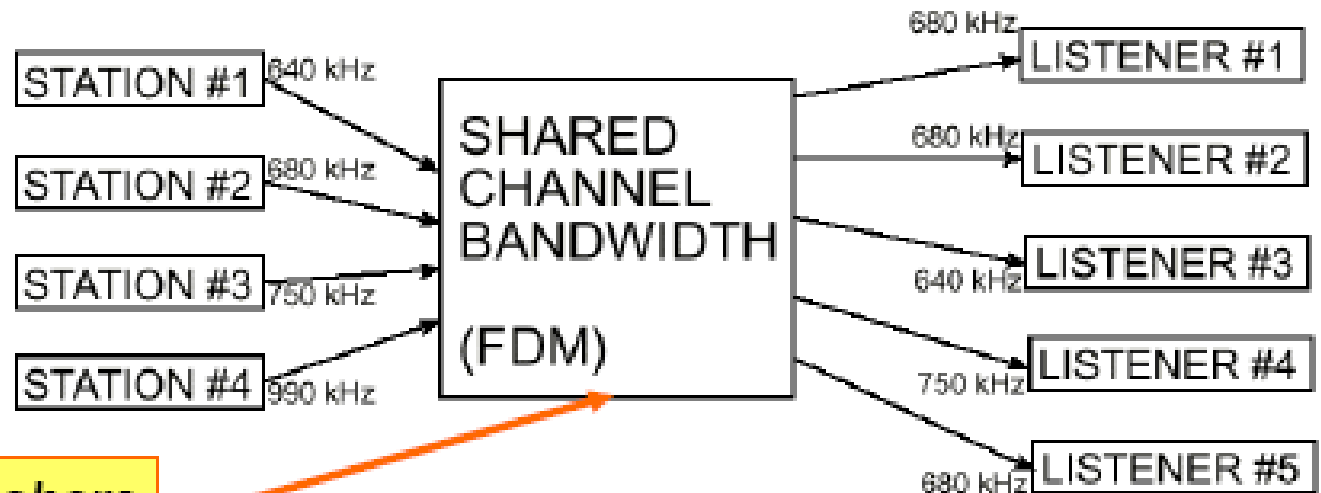
$$H(j\omega) = \begin{cases} 1 & |\omega| < \omega_{co} \\ 0 & |\omega| > \omega_{co} \end{cases}$$



$$y(t) = \frac{4}{\pi} \sin(50\pi t) + \frac{4}{3\pi} \sin(150\pi t)$$



The way communication systems work



How do we share bandwidth ?

SHARED RESOURCE

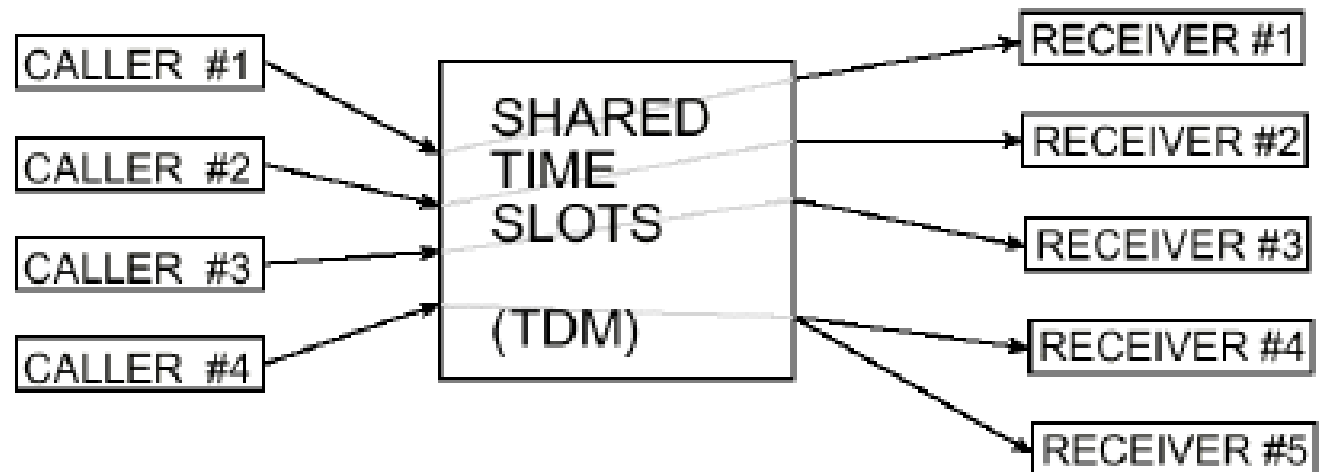


Table of FT Properties

$$x(t) * h(t) \Leftrightarrow H(j\omega)X(j\omega)$$

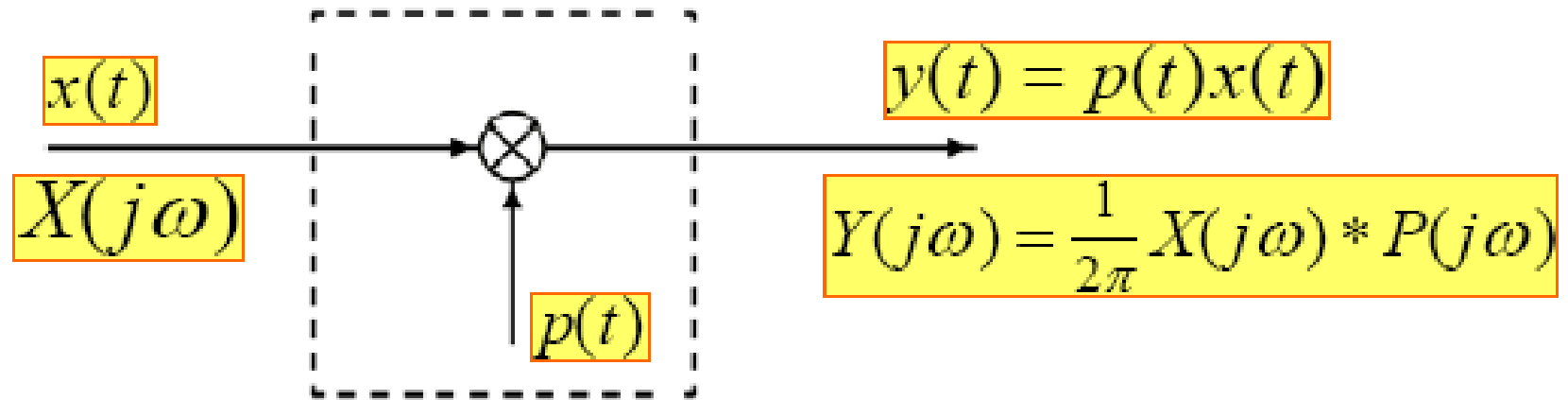
$$x(t)p(t) \Leftrightarrow \frac{1}{2\pi} X(j\omega) * P(j\omega)$$

$$x(t)e^{j\omega_0 t} \Leftrightarrow X(j(\omega - \omega_0))$$

Differentiation Property

$$\frac{dx(t)}{dt} \Leftrightarrow (j\omega)X(j\omega)$$

Signal Multiplier (Modulator)



- Multiplication in the time-domain corresponds to convolution in the frequency-domain.

$$Y(j\omega) = \frac{1}{2\pi} \int_{-\infty}^{\infty} X(j\theta) P(j(\omega - \theta)) d\theta$$

$$y(t) = x(t)p(t) \Leftrightarrow Y(j\omega) = \frac{1}{2\pi} X(j\omega) * P(j\omega)$$

$$p(t) = \cos(\omega_c t) \Leftrightarrow$$

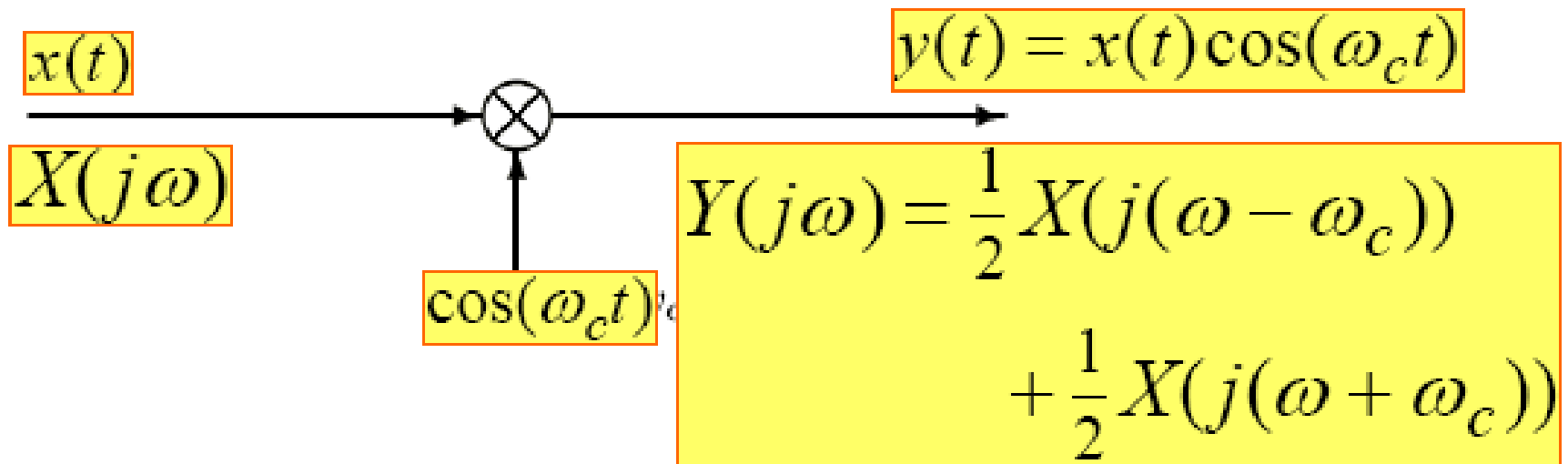
$$P(j\omega) = \pi\delta(\omega - \omega_c) + \pi\delta(\omega + \omega_c)$$

$$y(t) = x(t)\cos(\omega_c t) \Leftrightarrow$$

$$Y(j\omega) = \frac{1}{2\pi} X(j\omega) * [\pi\delta(\omega - \omega_c) + \pi\delta(\omega + \omega_c)]$$

$$Y(j\omega) = \frac{1}{2} X(j(\omega - \omega_c)) + \frac{1}{2} X(j(\omega + \omega_c))$$

Amplitude Modulator



- $x(t)$ **modulates** the amplitude of the cosine wave. The result in the frequency-domain is two shifted copies of $X(j\omega)$.

$$y(t) = x(t) \cos(\omega_c t) \Leftrightarrow$$

$$Y(j\omega) = \frac{1}{2} X(j(\omega - \omega_c)) + \frac{1}{2} X(j(\omega + \omega_c))$$

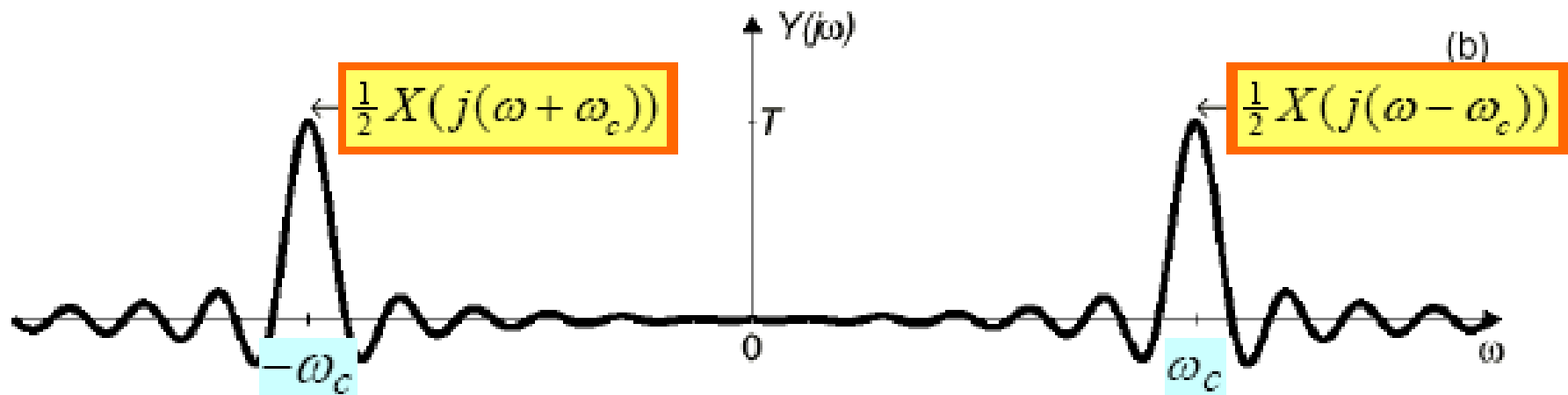
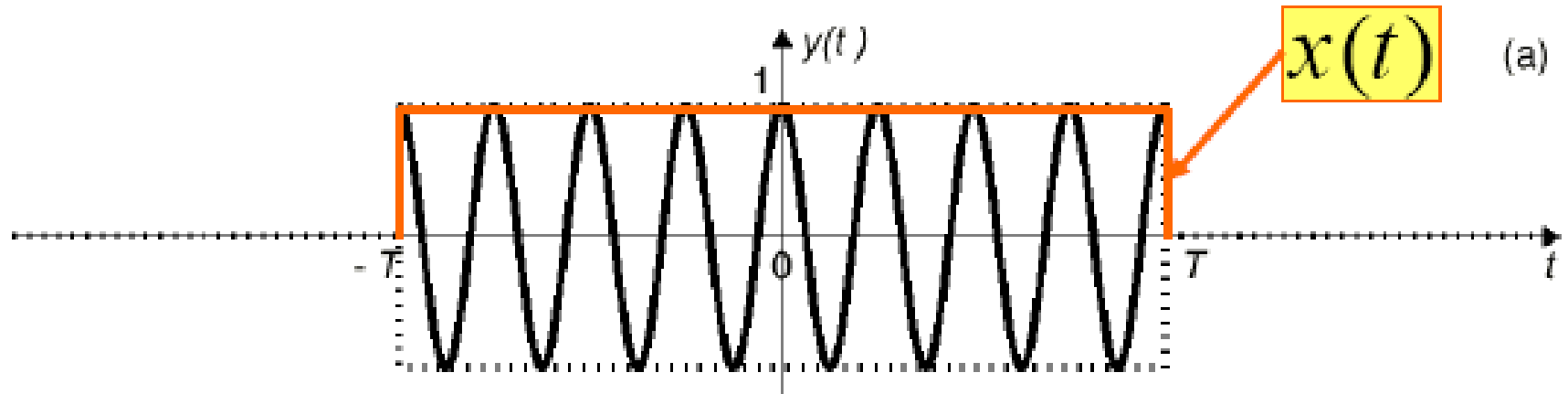
$$x(t) = \begin{cases} 1 & |t| < T \\ 0 & |t| > T \end{cases} \Leftrightarrow X(j\omega) = 2 \frac{\sin(\omega T)}{(\omega)}$$

$$y(t) = x(t) \cos(\omega_c t) \Leftrightarrow$$

$$Y(j\omega) = \frac{\sin((\omega - \omega_c)T)}{(\omega - \omega_c)} + \frac{\sin((\omega + \omega_c)T)}{(\omega + \omega_c)}$$

$$y(t) = x(t) \cos(\omega_c t) \Leftrightarrow$$

$$Y(j\omega) = \frac{1}{2} X(j(\omega - \omega_c)) + \frac{1}{2} X(j(\omega + \omega_c))$$

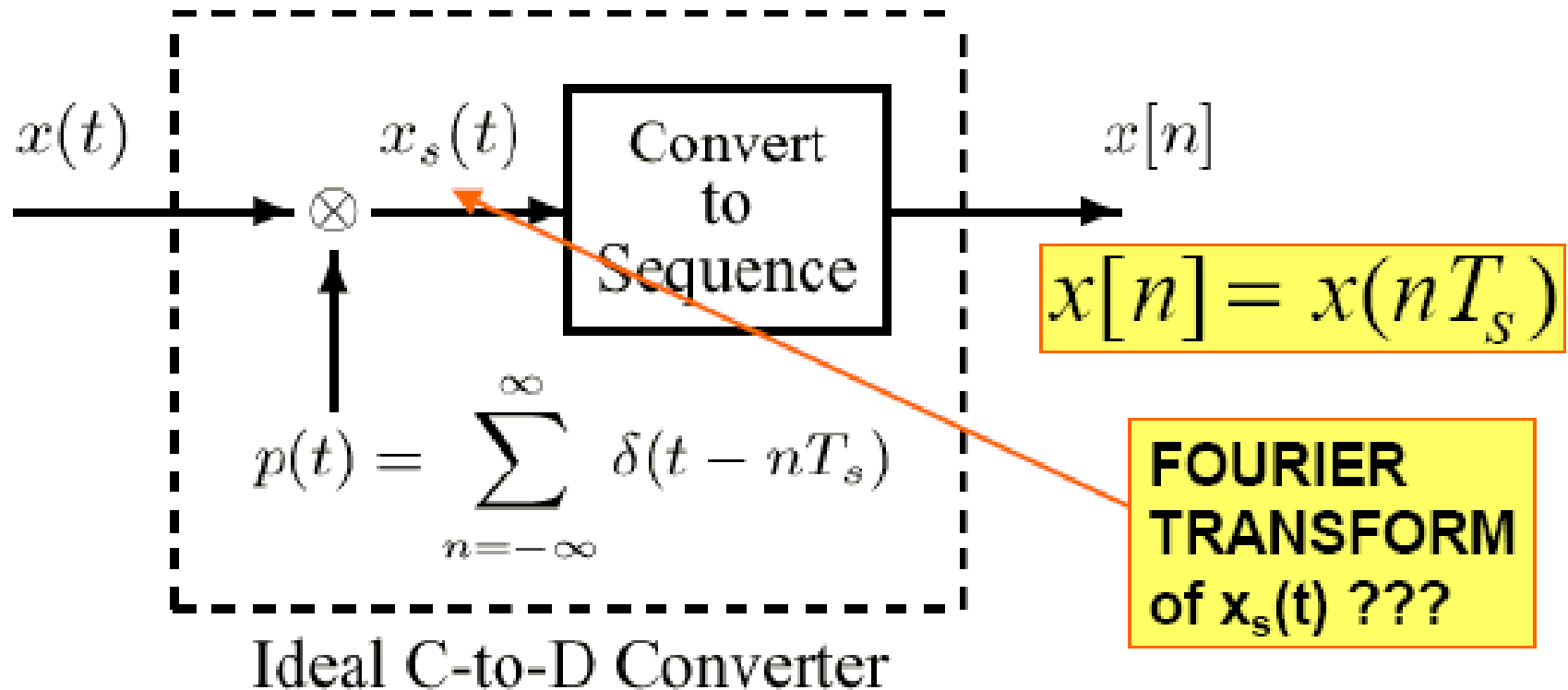


Lecture 10

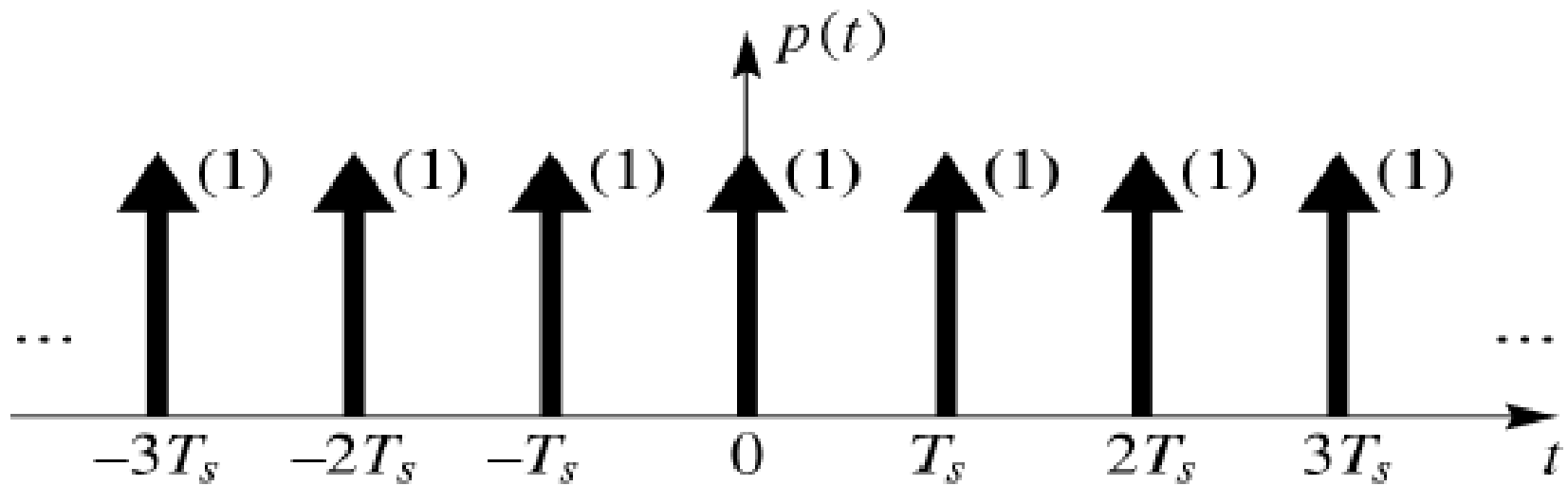
Sampling

Ideal C-to-D Converter

- Mathematical Model for A-to-D



Periodic Impulse Train



$$p(t) = \sum_{n=-\infty}^{\infty} \delta(t - nT_s) = \sum_{k=-\infty}^{\infty} a_k e^{jk\omega_s t}$$

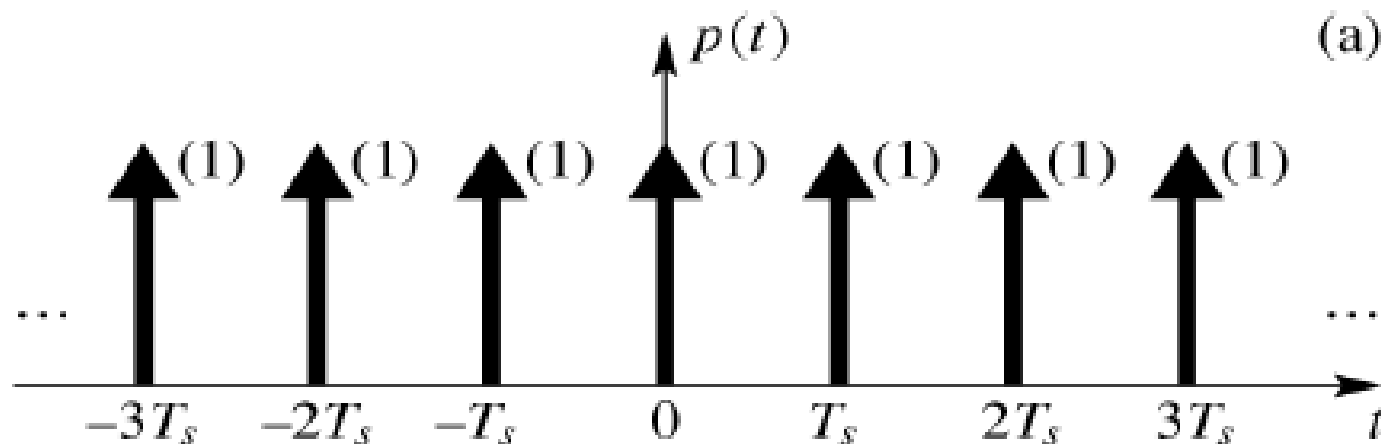
$$\omega_s = \frac{2\pi}{T_s}$$

$$a_k = \frac{1}{T_s} \int_{-T_s/2}^{T_s/2} \delta(t) e^{-jk\omega_s t} dt = \frac{1}{T_s}$$

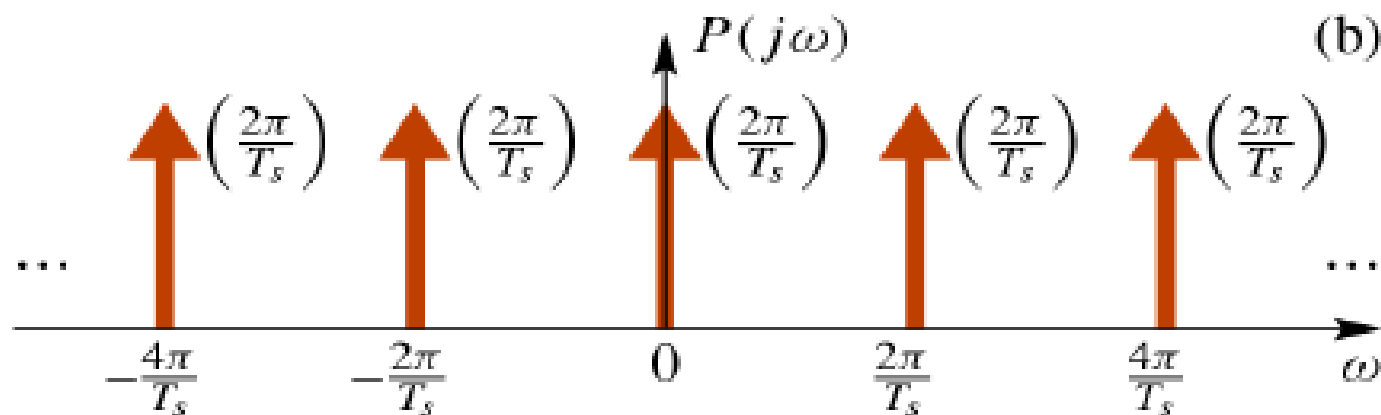
Fourier Series

FT of Impulse Train

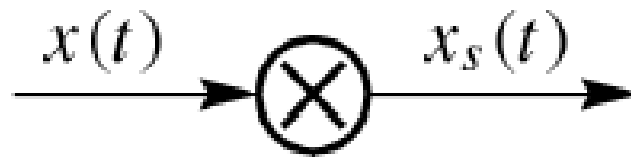
$$p(t) = \sum_{n=-\infty}^{\infty} \delta(t - nT_s) \Leftrightarrow P(j\omega) = \sum_{k=-\infty}^{\infty} \frac{2\pi}{T_s} \delta(\omega - k\omega_s)$$



$$\omega_s = \frac{2\pi}{T_s}$$



Impulse Train Sampling

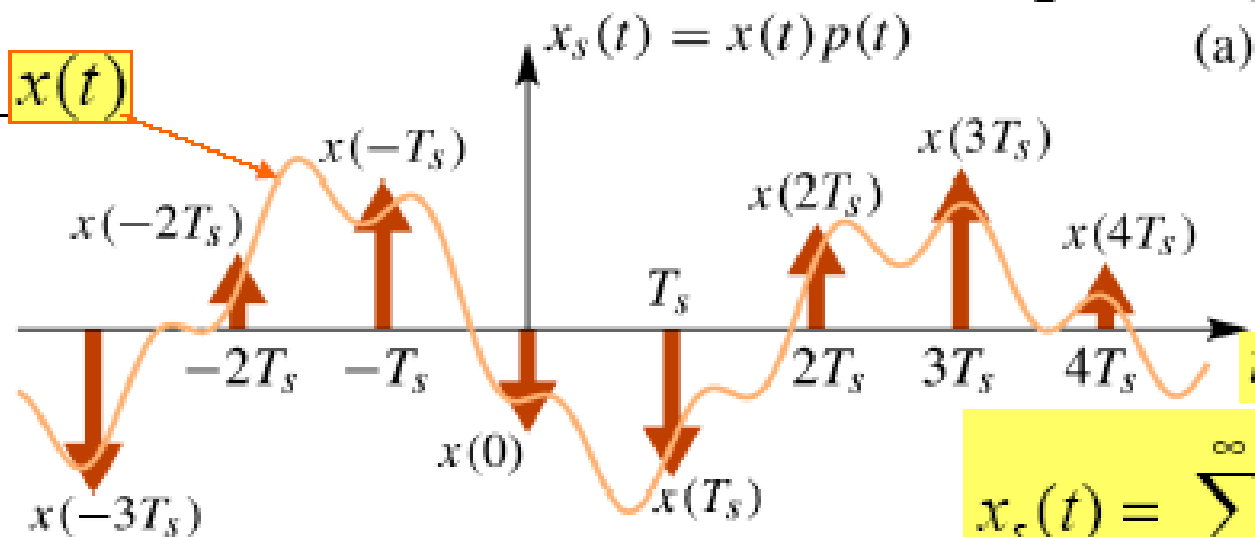


$$p(t) = \sum_{n=-\infty}^{\infty} \delta(t - nT_s)$$

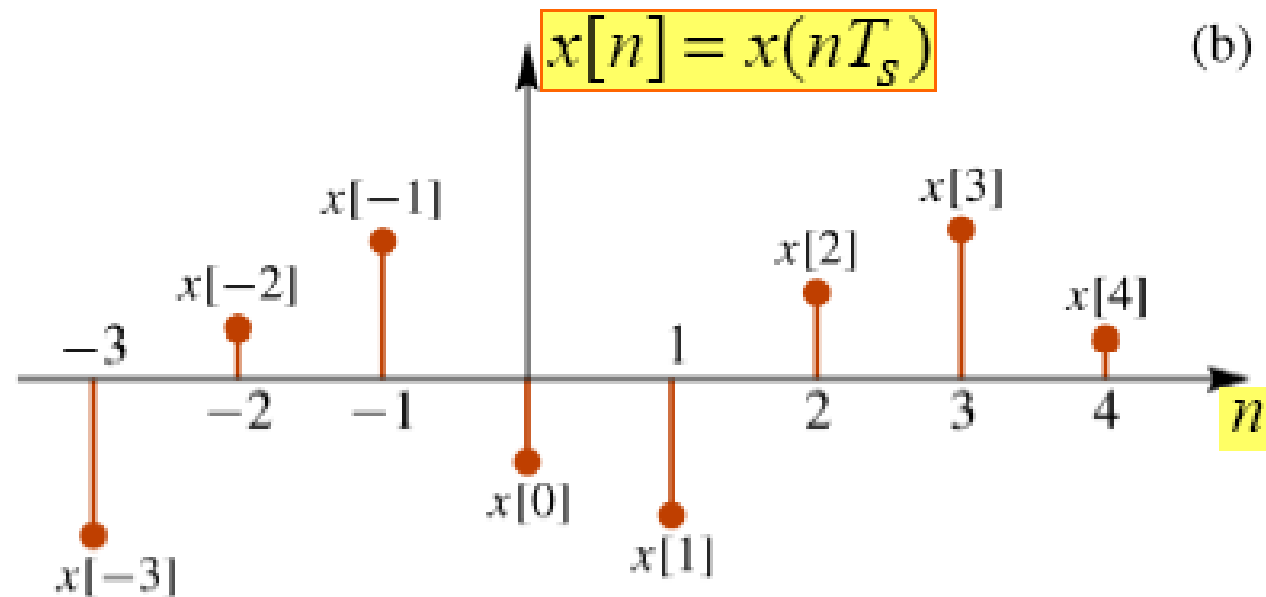
$$x_s(t) = x(t) \sum_{n=-\infty}^{\infty} \delta(t - nT_s) = \sum_{n=-\infty}^{\infty} \underline{x(t)\delta(t - nT_s)}$$

$$x_s(t) = \sum_{n=-\infty}^{\infty} \underline{x(nT_s)\delta(t - nT_s)}$$

Illustration of Sampling



$$x_s(t) = \sum_{n=-\infty}^{\infty} x(nT_s)\delta(t - nT_s)$$



Sampling: Freq. Domain



$$p(t) = \sum_{k=-\infty}^{\infty} a_k e^{jk\omega_s t}$$

**EXPECT
FREQUENCY
SHIFTING !!!**

$$p(t) = \sum_{n=-\infty}^{\infty} \delta(t - nT_s) = \sum_{k=-\infty}^{\infty} a_k e^{jk\omega_s t}$$

Frequency-Domain Analysis

$$x_s(t) = x(t) \sum_{n=-\infty}^{\infty} \delta(t - nT_s) = \sum_{n=-\infty}^{\infty} x(nT_s) \delta(t - nT_s)$$

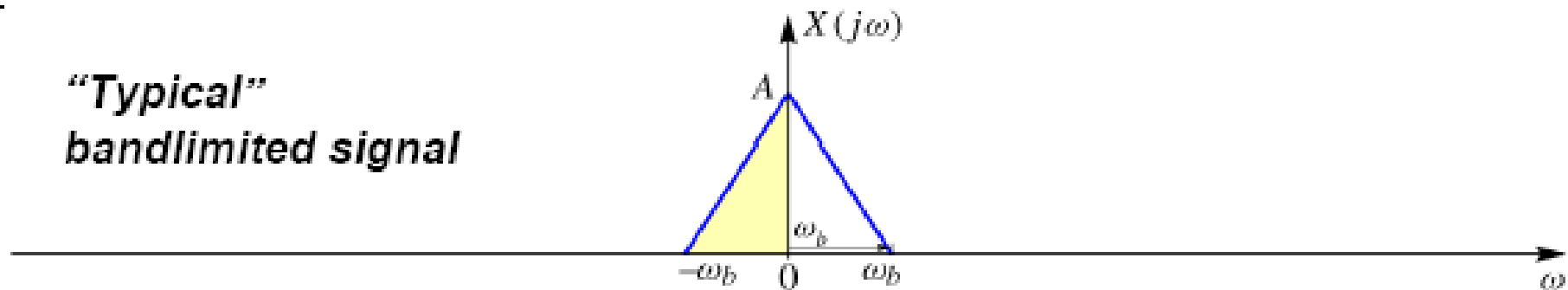
$$x_s(t) = x(t) \sum_{k=-\infty}^{\infty} \frac{1}{T_s} e^{jk\omega_s t} = \frac{1}{T_s} \sum_{k=-\infty}^{\infty} \underline{x(t)e^{jk\omega_s t}}$$

$$X_s(j\omega) = \frac{1}{T_s} \sum_{k=-\infty}^{\infty} \underline{X(j(\omega - k\omega_s))}$$

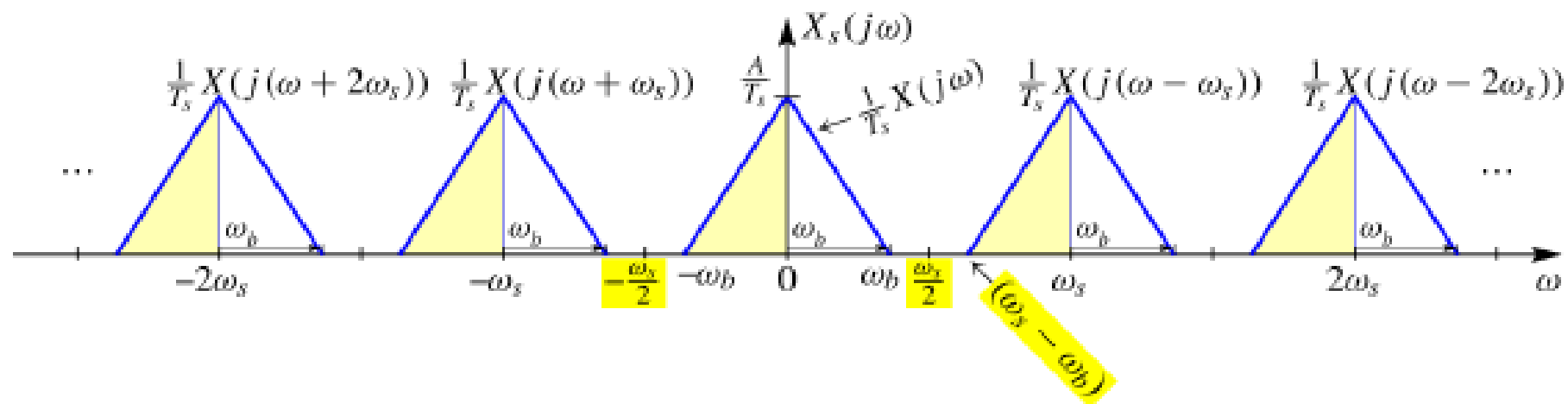
$$\omega_s = \frac{2\pi}{T_s}$$

Frequency-Domain Representation of Sampling

*“Typical”
bandlimited signal*



$$X_s(j\omega) = \frac{1}{T_s} \sum_{k=-\infty}^{\infty} X(j(\omega - k\omega_s))$$

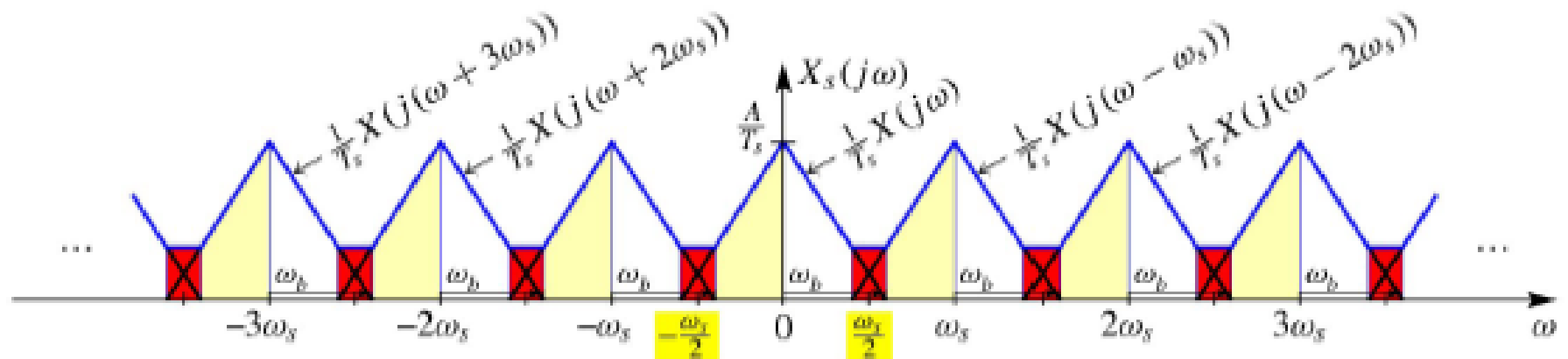


Aliasing Distortion

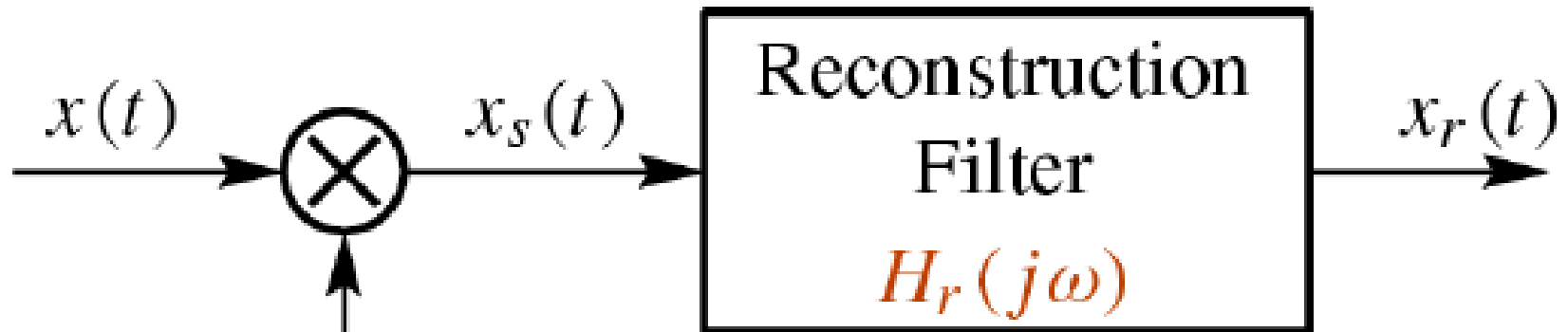
“Typical”
bandlimited signal



- If $\omega_s < 2\omega_b$, the copies of $X(j\omega)$ overlap, and we have **aliasing distortion**.



Reconstruction of $x(t)$

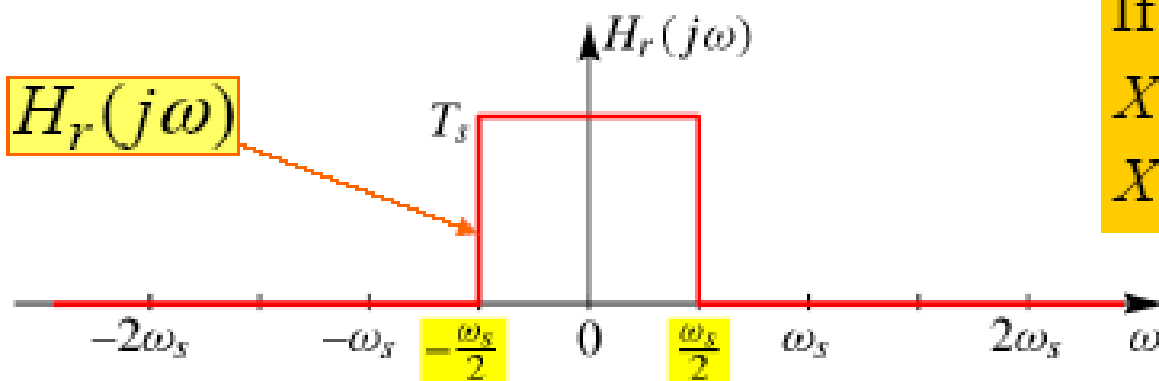
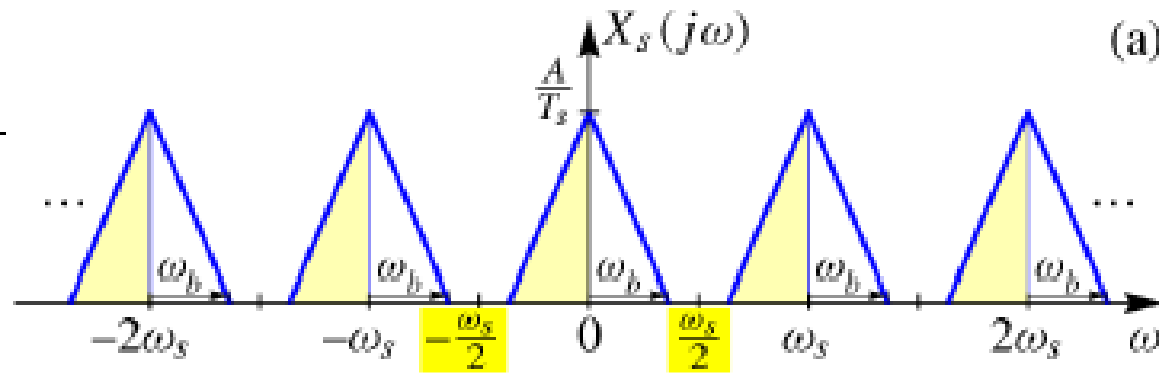


$$x_s(t) = \sum_{n=-\infty}^{\infty} x(nT_s)\delta(t - nT_s)$$

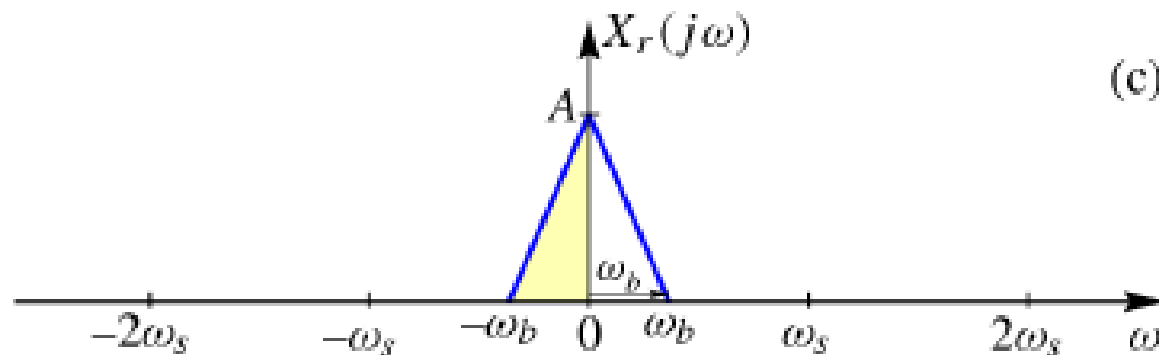
$$X_s(j\omega) = \frac{1}{T_s} \sum_{k=-\infty}^{\infty} X(j(\omega - k\omega_s))$$

$$X_r(j\omega) = H_r(j\omega)X_s(j\omega)$$

Reconstruction: Frequency-Domain

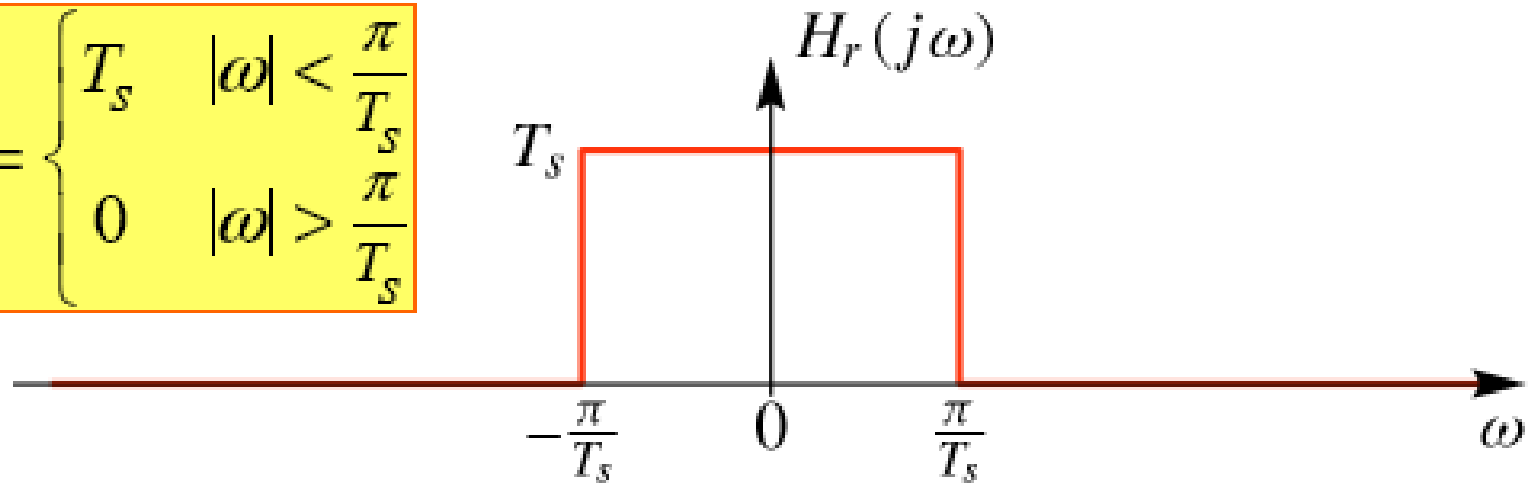


If $\omega_s > 2\omega_b$, the copies of $X(j\omega)$ do not overlap, so $X_r(j\omega) = H_r(j\omega)X_s(j\omega)$

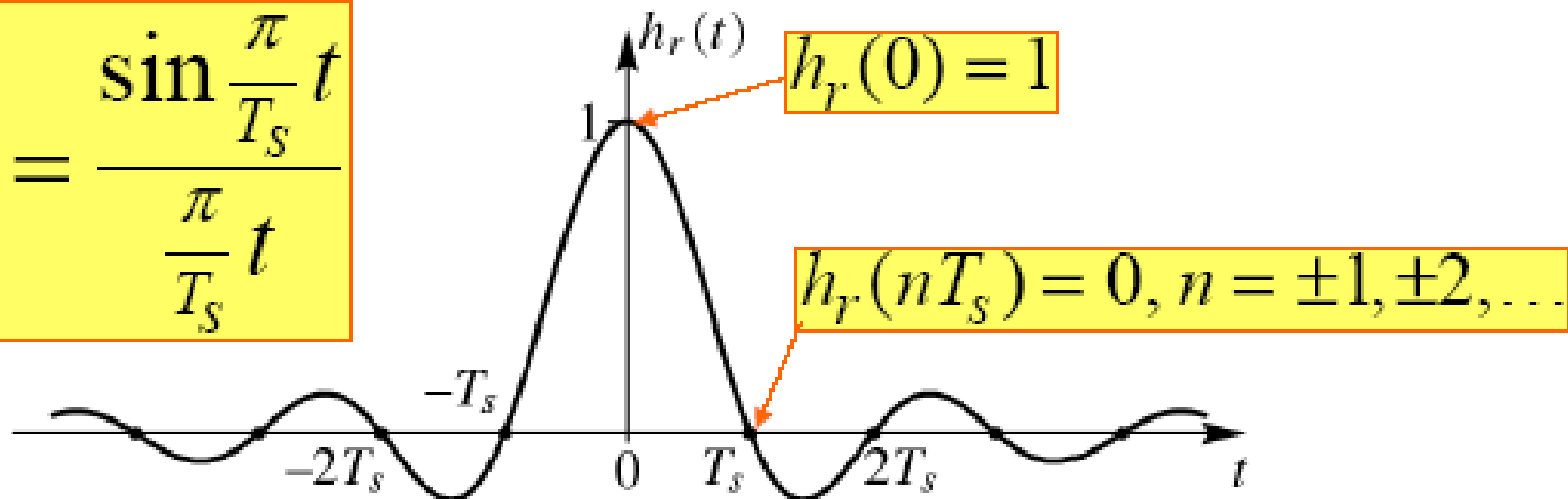


Ideal Reconstruction Filter

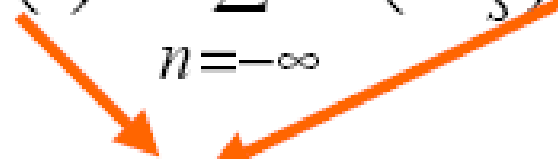
$$H_r(j\omega) = \begin{cases} T_s & |\omega| < \frac{\pi}{T_s} \\ 0 & |\omega| > \frac{\pi}{T_s} \end{cases}$$



$$h_r(t) = \frac{\sin \frac{\pi}{T_s} t}{\frac{\pi}{T_s} t}$$



Signal Reconstruction

$$x_r(t) = h_r(t) * x_s(t) = h_r(t) * \sum_{n=-\infty}^{\infty} x(nT_s) \delta(t - nT_s)$$

$$x_r(t) = \sum_{n=-\infty}^{\infty} x(nT_s) h_r(t - nT_s)$$

$$x_r(t) = \sum_{n=-\infty}^{\infty} x(nT_s) \frac{\sin \frac{\pi}{T_s} (t - nT_s)}{\frac{\pi}{T_s} (t - nT_s)}$$

Ideal bandlimited interpolation formula

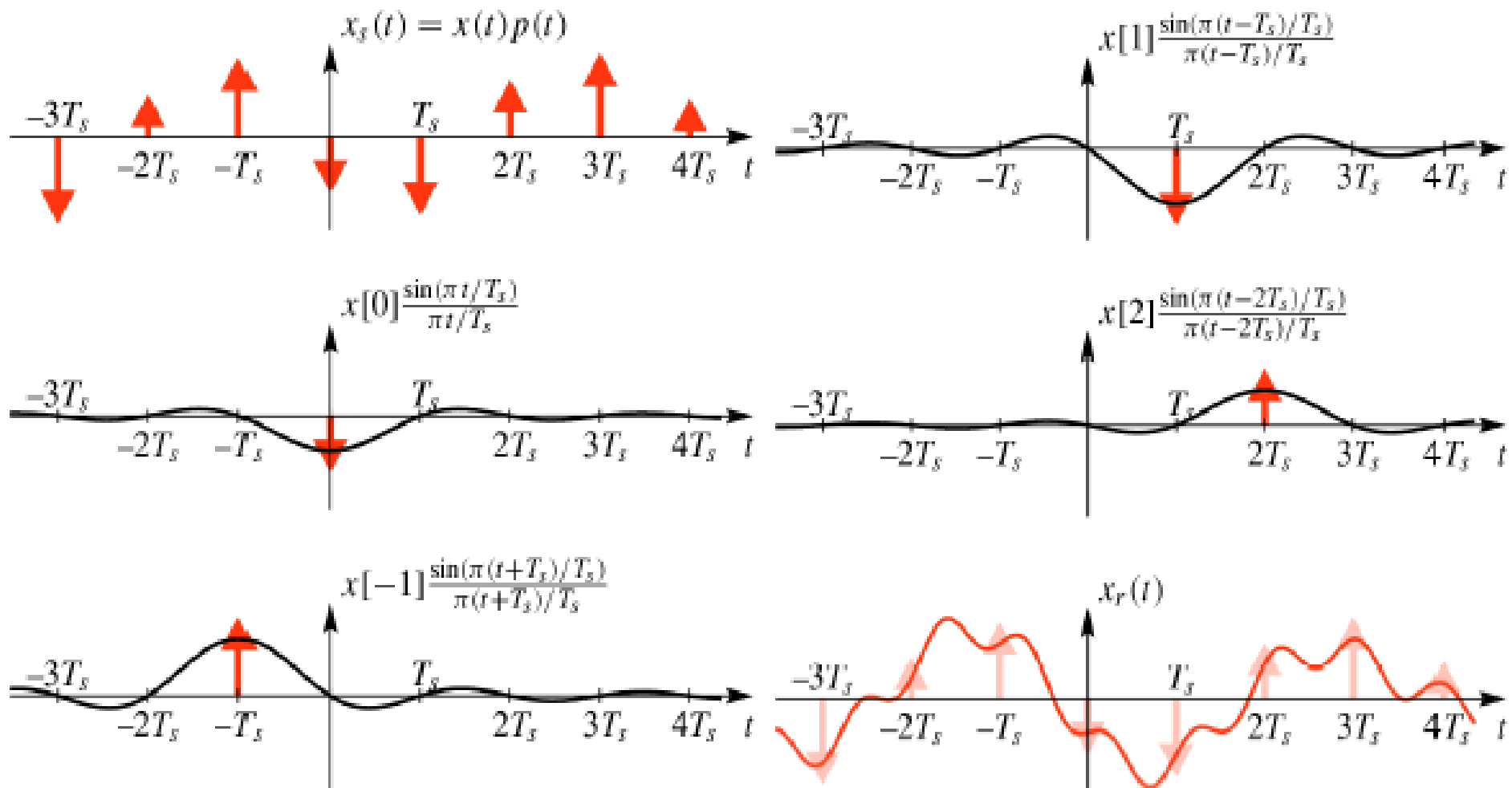
Shannon Sampling Theorem

- “SINC” Interpolation is the ideal
 - PERFECT RECONSTRUCTION
 - of BANDLIMITED SIGNALS

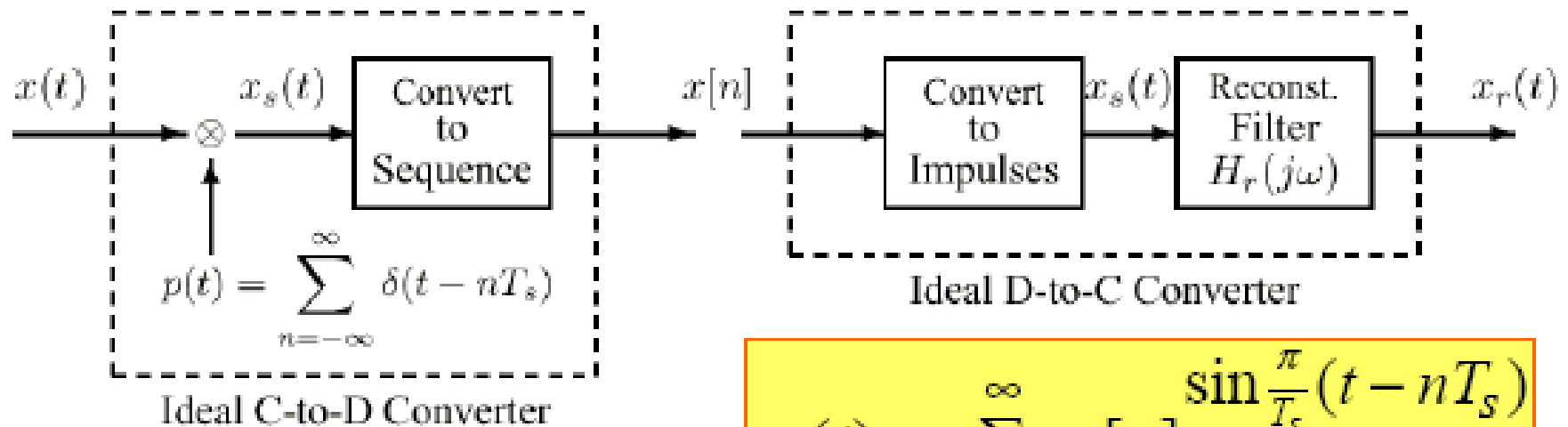
A signal $x(t)$ with bandlimited Fourier transform such that $X(j\omega) = 0$ for $|\omega| \geq \omega_b$ can be reconstructed exactly from samples taken with sampling rate $\omega_s = 2\pi/T_s \geq 2\omega_b$ using the following bandlimited interpolation formula:

$$x_r(t) = \sum_{n=-\infty}^{\infty} x(nT_s) \frac{\sin \left[\frac{\pi}{T_s} (t - nT_s) \right]}{\frac{\pi}{T_s} (t - nT_s)}.$$

Reconstruction in Time-Domain



Ideal C-to-D and D-to-C



$$x[n] = x(nT_s)$$

Ideal Sampler

$$x_r(t) = \sum_{n=-\infty}^{\infty} x[n] \frac{\sin \frac{\pi}{T_s} (t - nT_s)}{\frac{\pi}{T_s} (t - nT_s)}$$

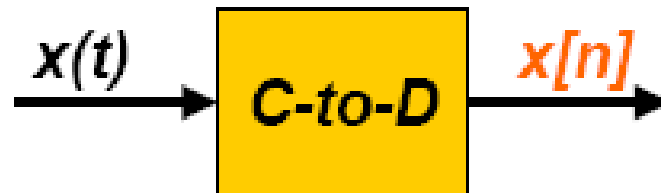
Ideal bandlimited interpolator

$$X_S(j\omega) = \frac{1}{T_s} \sum_{k=-\infty}^{\infty} X(j(\omega - k\omega_s))$$

$$X_r(j\omega) = H_r(j\omega) X_S(j\omega)$$

SAMPLING $x(t)$

- UNIFORM SAMPLING at $t = nT_s$
 - IDEAL: $x[n] = x(nT_s)$



Shannon Sampling Theorem

A continuous-time signal $x(t)$ with frequencies no higher than f_{\max} can be reconstructed exactly from its samples $x[n] = x(nT_s)$, if the samples are taken at a rate $f_s = 1/T_s$ that is greater than $2f_{\max}$.

NYQUIST RATE

- “Nyquist Rate” Sampling
 - $f_s > \underline{\text{TWICE}}$ the HIGHEST Frequency in $x(t)$
 - “Sampling above the Nyquist rate”
- **BANDLIMITED SIGNALS**
 - DEF: $x(t)$ has a HIGHEST FREQUENCY COMPONENT in its SPECTRUM
 - NON-BANDLIMITED EXAMPLE
 - TRIANGLE WAVE is **NOT** BANDLIMITED

